



2023

Neurologic Subspecialty Updates

Mission

Promote high quality patient-centered care through accreditation of training programs and certification of physicians in neurologic subspecialties.

Vision

To help small neurologic subspecialties develop creditability and grow.




NEUROLOGIC SUBSPECIALTY UPDATES 2023

The information enclosed provides an overview of the accreditation and certification status of the following neurologic subspecialties recognized by the United Council for Neurologic Subspecialties (UCNS) as of December 31, 2023:

Autonomic Disorders
Behavioral Neurology & Neuropsychiatry
Clinical Neuromuscular Pathology
Geriatric Neurology
Headache Medicine
Interventional Neurology
Neonatal Neurocritical Care
Neurocritical Care
Neuroimaging
Neuro-oncology

As of year-end 2023, the UCNS has 3,130 certified diplomates and 242 accredited training programs. Full listings of diplomates and training programs can be found in the online [Fellowship Directory](#) and [Diplomate Directory](#) at www.ucns.org.





2023 Subspecialty Status Update Autonomic Disorders

Introduction

Since 2009, the United Council for Neurologic Subspecialties (UCNS) has certified physicians and accredited fellowship training programs for the subspecialty of Autonomic Disorders (AD). Below is an update on the status of the subspecialty.

UCNS Accredited Fellowship Programs (as of 8/10/23)

Fellowships

Currently Accredited: 5 | Attrition: 3 (2013, 2019, 2023)
Program Construction: 1 year (5)
Departments: Neurology (4); Internal Medicine (1)
Program Director Specialty: Neurology (3); Internal Medicine (2)

Fellows

Graduates: 11 | UCNS Certified: 8
Primary Specialty: Neurology (9); Internal Medicine (2)
Primary Board Certification: ABMS (10)

Enrollment

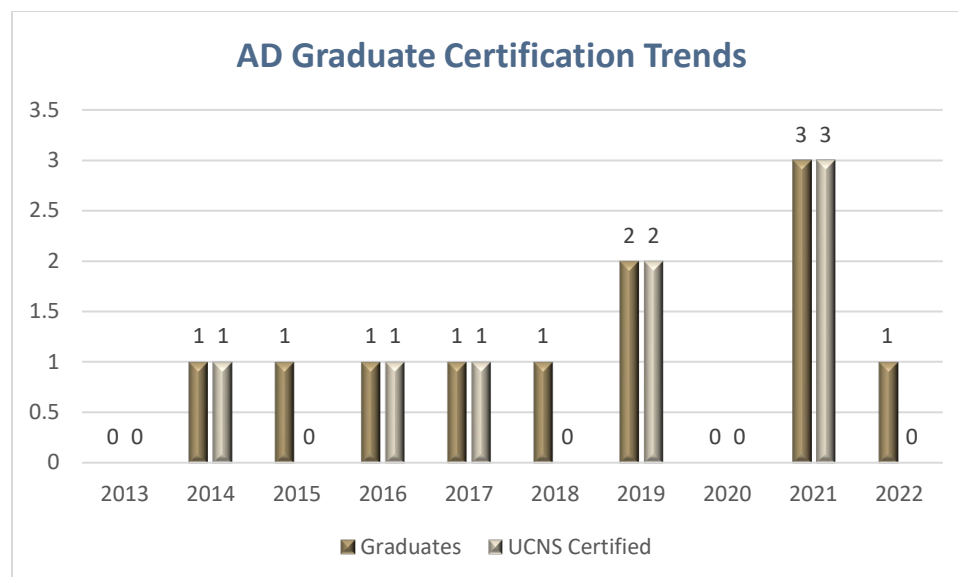
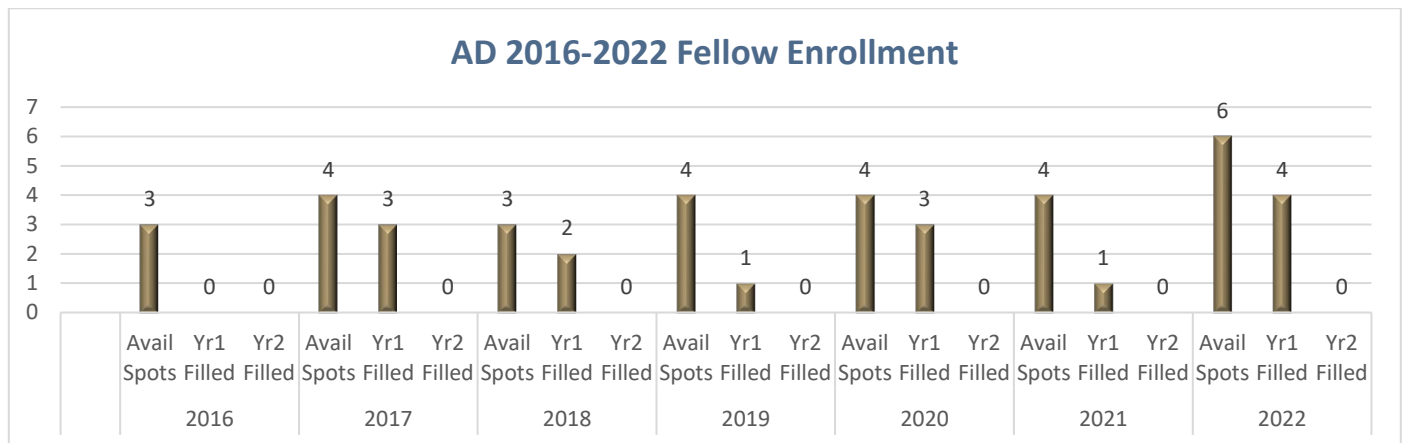
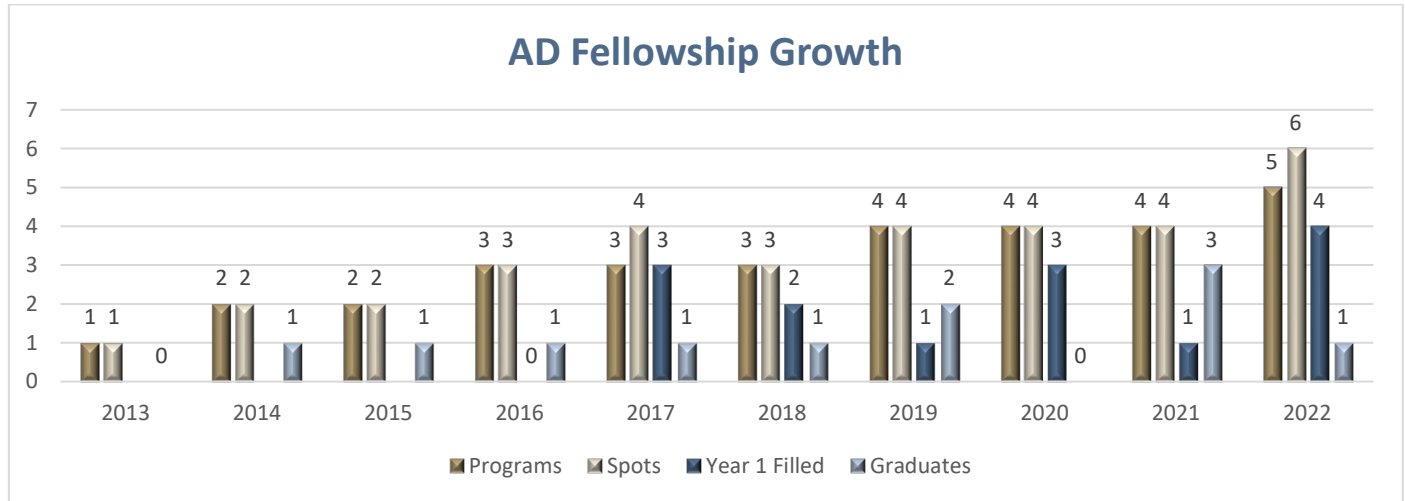
2016 Approved Spots: 3 | 2016 Filled: 0
2017 Approved Spots: 4 | 2017 Filled: 3
2018 Approved Spots: 3 | 2018 Filled: 2
2019 Approved Spots: 4 | 2019 Filled: 1
2020 Approved Spots: 4 | 2020 Filled: 3
2021 Approved Spots: 4 | 2021 Filled: 1
2022 Approved Spots: 6 | 2022 Filled: 4

UCNS Accredited Programs by Subspecialty

(as of 12/31/23)

Subspecialty	2017	2018	2019	2020	2021	2022	2023
Neurocritical Care	68	69	69	73	76	75	71
Headache Medicine	39	42	43	45	46	51	54
Behavioral Neurology & Neuropsychiatry	34	35	37	37	44	46	47
Neuro-oncology	31	34	35	36	37	36	36
Clinical Neuromuscular Pathology	6	6	6	6	6	6	6
Autonomic Disorders	5	5	4	5	5	6	6
Neuroimaging	5	5	4	4	4	4	4
Geriatric Neurology	5	5	4	4	4	4	4
Interventional Neurology	n/a	n/a	n/a	n/a	n/a	6	8
Neonatal Neurocritical Care	n/a	n/a	n/a	n/a	n/a	n/a	6
TOTALS	195	201	202	210	222	234	242

The following charts demonstrate program information for 2022-2023 enrollment information for programs currently accredited as of June 1, 2023.



UCNS Certification

Applicants must be certified by an American Board of Medical Specialties (ABMS) certifying board, American Osteopathic Association (AOA), or the Royal College of Physicians and Surgeons (RCPSC). The UCNS Autonomic Disorders certification examinations are offered biennially in even-numbered years.

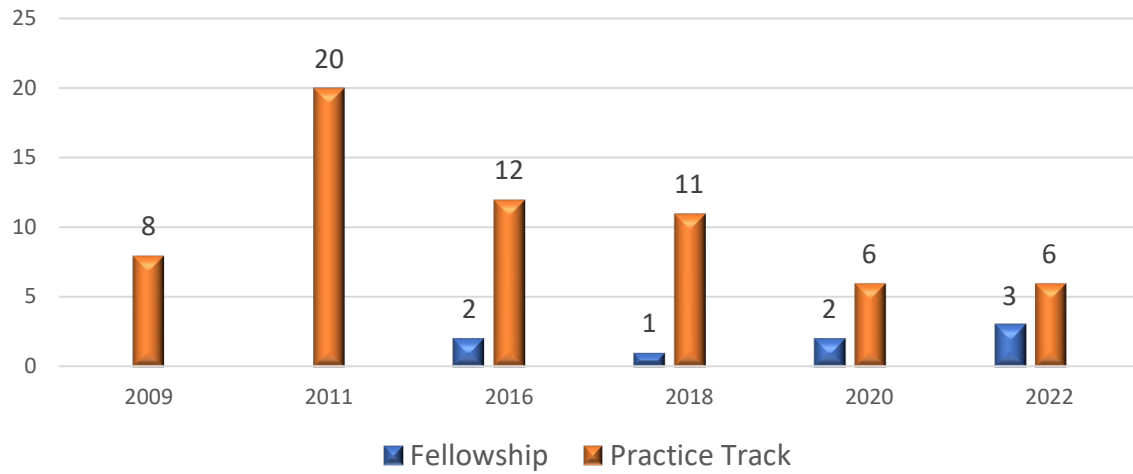
Diplomates

- 59 certified Autonomic Disorders diplomates
- Certification eligibility pathways:
 - UCNS-accredited Fellowship
 - Practice Track
 - Academic Appointment at a UCNS-Accredited Fellowship
 - Internationally Trained Faculty at UCNS-Accredited Training Programs
- Next UCNS Autonomic Disorders Certification Examination: December 9-13, 2024

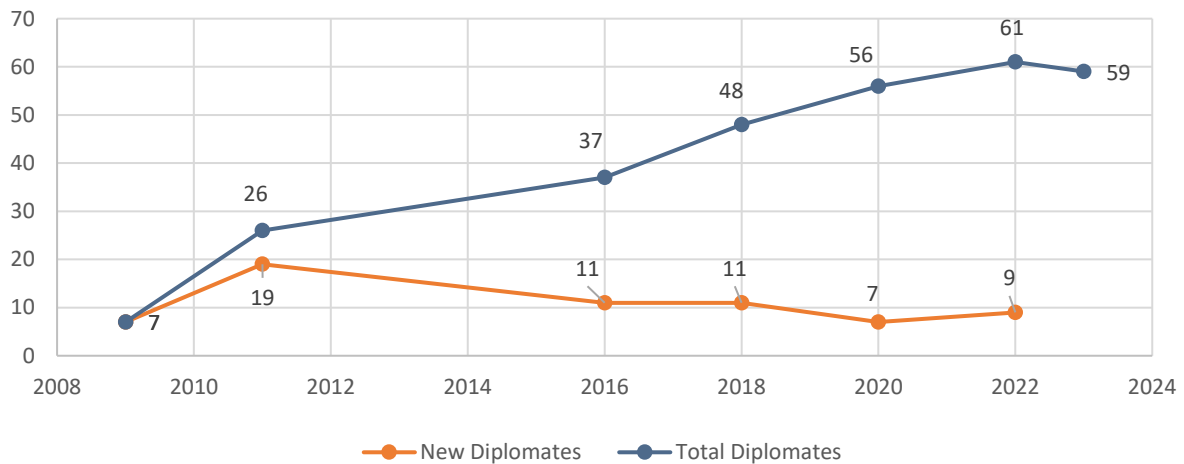
2023 Year-End Diplomate Counts by Subspecialty

Subspecialty	2016 Yr End Diplomates	2017 Yr End Diplomates	2018 Yr End Diplomates	2019 Yr End Diplomates	2020 Yr End Diplomates	2021 Yr End Diplomates	2022 Yr End Diplomates	2023 Yr End Diplomates
Neurocritical Care	1,240	1,374	1,337	1,490	1,486	1,336	1,305	1,296
Headache Medicine	523	484	570	588	706	633	744	729
Behavioral Neurology & Neuropsychiatry	403	382	407	421	475	416	456	439
Neuro-oncology	207	240	236	285	284	301	294	332
Clinical Neuromuscular Pathology	43	59	59	68	69	77	70	73
Autonomic Disorders	38	37	48	48	56	53	61	59
Neuroimaging	180	206	187	218	216	163	158	156
Geriatric Neurology	18	18	18	18	11	0	0	0
Interventional Neurology	n/a	n/a	n/a	n/a	n/a	n/a	38	38
Neural Repair and Rehabilitation	23	23	23	23	22	22	8	8
TOTALS	2,675	2,823	2,885	3,159	3,325	3,001	3,134	3,130

Certification Examination Application Pathway Breakdown Autonomic Disorders



Autonomic Disorders Certification Trends



Certification Examination Pass Rates

Subspecialty	Year	Fellow Pass Rate	Non-Fellow Pass Rate
Autonomic Disorders	2016	100%	90%
	2018	100%	100%
	2020	100%	83%
	2022	100%	100%

Continuous Certification (C-cert)

The annual **continuous certification (C-cert) process** provides diplomates with a relevant, effective, timely, and convenient way to meet the needs of lifelong learning and self-assessment. Diplomates must meet annual maintenance of certification (MOC) requirements for C-cert.

2023 C-cert Quiz Outcomes (As of 12/31/23)				
Subspecialty	Total Diplomates Passed Quiz	Average % Score on First Attempt	Average Quiz Completion Time on First Attempt (Minutes)	Average CME Credit Hrs Claimed (Max=15)
Autonomic Disorders	34	87.56	46.43	12.03
Behavioral Neurology & Neuropsychiatry	375	92.88	58.57	12.71
Clinical Neuromuscular Pathology	50	90.46	71.79	11.02
Headache Medicine	641	81.87	61.28	12.62
Interventional Neurology	17	88.01	46.74	14.24
Neurocritical Care	1,069	83.77	52.78	13.12
Neuroimaging	105	71.8	70.58	13.88
Neuro-oncology	247	94.18	50.02	10.37
Totals	2,538	85.37%	56.50	12.65

2023 Year End Certification Status Summary							
Subspecialty	New 2023 Diplomates	Diplomates Meeting 2023 Req	Diplomates Not Mtg 2023 Req	Diplomates Not Mtg 2022 & 2023 Req (certification discontinuation)	Diplomates Retired or Deceased	2023 Yr End Total Diplomates	% of Total Diplomates Retained
Autonomic Disorders	0	43	16	-3	0	59	97%
Behavioral Neurology & Neuropsychiatry	0	382	57	-23	0	439	96%
Clinical Neuromuscular Pathology	6	59	8	-5	0	73	96%
Headache Medicine	0	651	78	-17	-4	729	98%
Interventional Neurology	0	26	12	0	0	38	100%
Neurocritical Care	54	1,080	162	-80	-1	1,296	95%
Neuroimaging	5	117	34	-10	-1	156	96%
Neuro-oncology	46	258	28	-10	-1	332	97%
Neural Repair and Rehabilitation	0	5	3	0	0	8	n/a
Totals	111	2,621	398	-148	-7	3,130	97%

Subspecialty Sponsoring Organizations

Subspecialty-specific sponsoring organizations are the source of nominations for all subspecialty representative volunteers.


- American Autonomic Society
- American Academy of Neurology on behalf of the Autonomic Nervous System Section Community

2023/2024 UCNS Board of Directors Representative

- Amanda Peltier, MD, Vanderbilt University Medical Center

2023/2024 Certification Examination Committee

- Elizabeth Coon, MD, Chair, Mayo Clinic Rochester
 - Satish R. Raj, MD, MSCI, Vice Chair, University of Calgary
 - Gisela Chelimsky, MD, Virginia Commonwealth University
 - Melissa Cortez, DO, University of Utah
 - Elisabeth Golden, MD, UT Southwestern
 - Srikanth Muppidi, MD, Stanford Neuroscience Health Center
 - Amanda Peltier, MD, Vanderbilt University Medical Center
 - Nathaniel Robbins, MD, Mass General Brigham
 - Kamal Shouman, MD, Mayo Clinic Rochester
 - Howard Snapper, MD, WellStar Medical Group
-



2023 Subspecialty Status Update

Behavioral Neurology & Neuropsychiatry

Introduction

Since 2006, the United Council for Neurologic Subspecialties (UCNS) has certified physicians and accredited fellowship training programs for the subspecialty of Behavioral Neurology & Neuropsychiatry (BNNP). An update on the status of BNNP is provided below.

UCNS Accredited Fellowship Programs (as of 8/10/23)

Fellowships

Currently Accredited: 46 | Attrition: 5 (2009, 2010, 2016, 2020 x 2)
 Program Construction: 1 year (17); 2 years (3); 1 or 2 years (23); 1, 2, or 3 years (2); 2 or 3 years (1)
 Departments: Neurology (33); Psychiatry (10); Neuro/IM (2); Neuro/ Psych (1)
 Program Director Specialty: Neurology (32); Psychiatry (7); Neuro/Psych (4); Neuro/IM (1); Psych/IM (1)

Fellows

Graduates: 304 | UCNS Certified: 208
 Primary Specialty: Neuro (201); Psychiatry (95); IM/Ger (3); IM (3); IM/Psych (1); Neuro/Psych (1) |
 Primary Board Certification: ABMS (277); RCPSC (17); AOA (1)

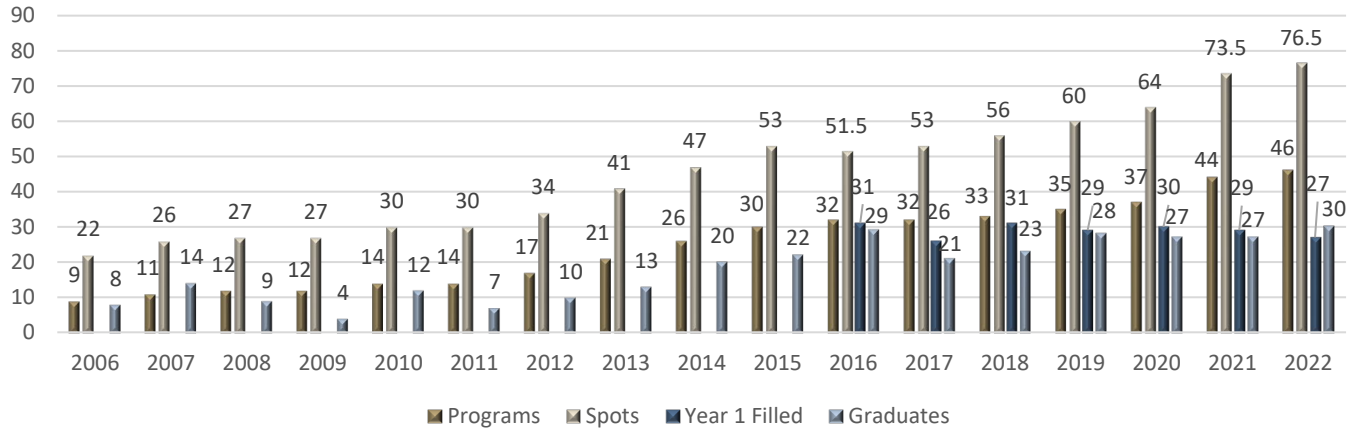
Enrollment

2016 Approved Spots: 51.5 | 2016 Filled: Year 1 (31); Year 2 (12)
 2017 Approved Spots: 53 | 2017 Filled: Year 1 (26); Year 2 (12)
 2018 Approved Spots: 56 | 2018 Filled: Year 1 (31); Year 2 (11)
 2019 Approved Spots: 60 | 2019 Filled: Year 1 (29); Year 2 (15)
 2020 Approved Spots: 64 | 2020 Filled: Year 1 (30); Year 2 (12)
 2021 Approved Spots: 73.5 | 2021 Filled: Year 1 (29); Year 2 (15)
 2022 Approved Spots: 76.5 | 2022 Filled: Year 1 (27); Year 2 (13)

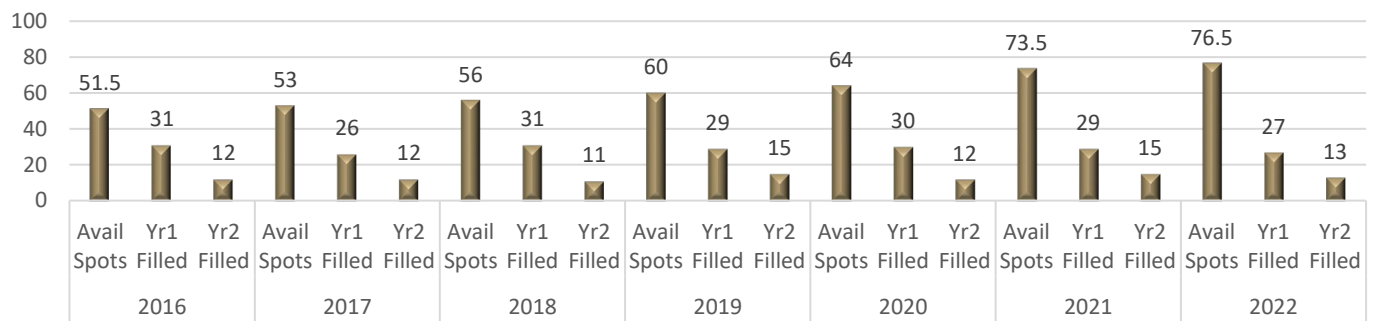
UCNS Accredited Programs by Subspecialty (as of 12/31/23)							
Subspecialty	2017	2018	2019	2020	2021	2022	2023
Neurocritical Care	68	69	69	73	76	75	71
Headache Medicine	39	42	43	45	46	51	54
Behavioral Neurology & Neuropsychiatry	34	35	37	37	44	46	47
Neuro-oncology	31	34	35	36	37	36	36
Clinical Neuromuscular Pathology	6	6	6	6	6	6	6
Autonomic Disorders	5	5	4	5	5	6	6
Neuroimaging	5	5	4	4	4	4	4
Geriatric Neurology	5	5	4	4	4	4	4
Interventional Neurology	n/a	n/a	n/a	n/a	n/a	6	8
Neonatal Neurocritical Care	n/a	n/a	n/a	n/a	n/a	n/a	6
TOTALS	195	201	202	210	222	234	242

The following charts demonstrate program information for 2022-2023 enrollment information for programs currently accredited as of June 1, 2023.

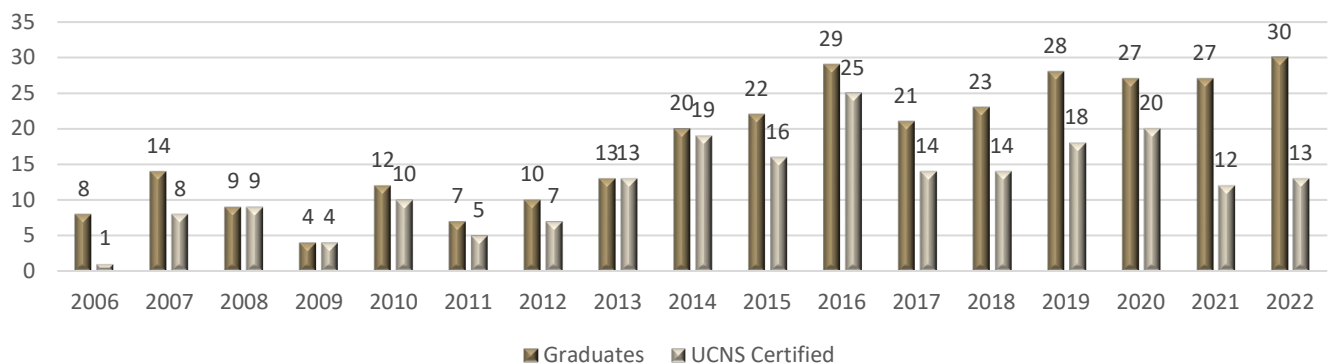
BNNP Fellowship Growth



BNNP 2016-2022 Fellow Enrollment



BNNP Graduate Certification Trends



UCNS Certification

Applicants must be certified by an American Board of Medical Specialties (ABMS) certifying board, American Osteopathic Association (AOA), or the Royal College of Physicians and Surgeons (RCPSC) in:

- Neurology
- Child Neurology
- Psychiatry

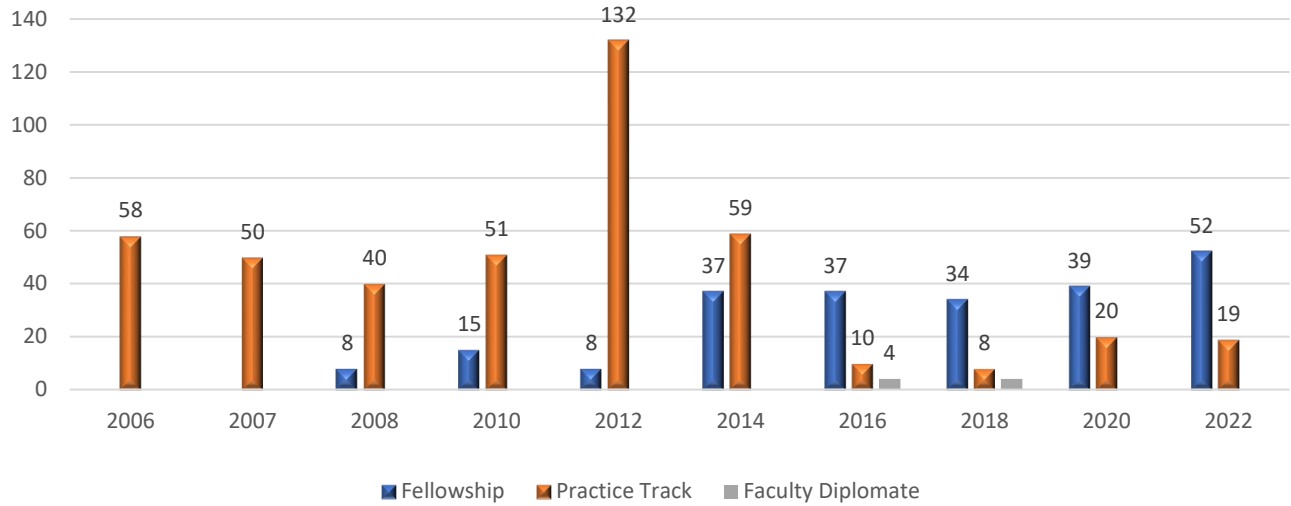
The UCNS Behavioral Neurology & Neuropsychiatry certification examinations are offered biennially in even-numbered years.

Diplomates

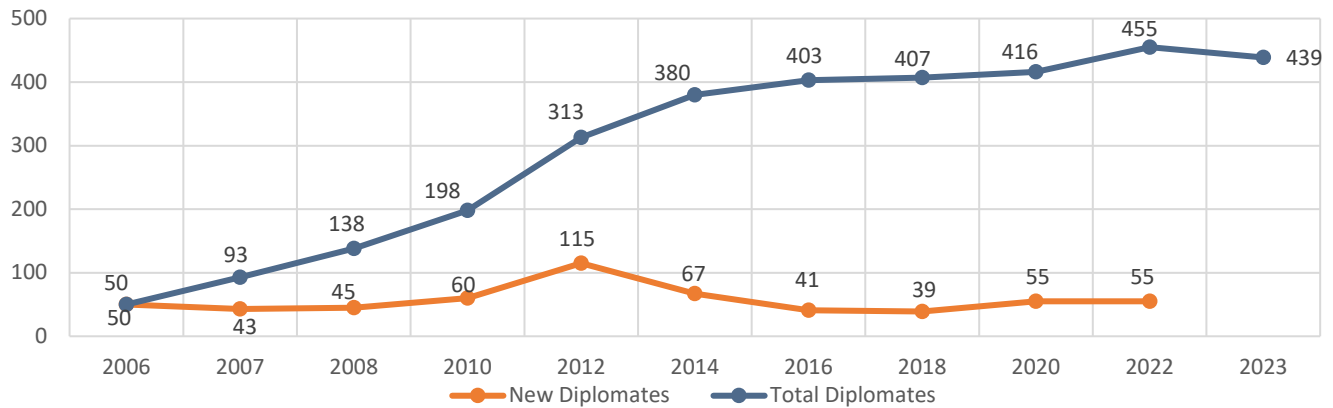
- 439 certified Behavioral Neurology & Neuropsychiatry diplomates
- Certification eligibility pathways:
 - UCNS-accredited Fellowship
 - Practice Track
 - Academic Appointment at a UCNS-Accredited Fellowship
 - Internationally Trained Faculty at UCNS-Accredited Training Programs
- Next Behavioral Neurology & Neuropsychiatry Certification Examination: November 18-22, 2024

2023 Year-End Diplomate Counts by Subspecialty								
Subspecialty	2016 Yr End Diplomates	2017 Yr End Diplomates	2018 Yr End Diplomates	2019 Yr End Diplomates	2020 Yr End Diplomates	2021 Yr End Diplomates	2022 Yr End Diplomates	2023 Yr End Diplomates
Neurocritical Care	1,240	1,374	1,337	1,490	1,486	1,336	1,305	1,296
Headache Medicine	523	484	570	588	706	633	744	729
Behavioral Neurology & Neuropsychiatry	403	382	407	421	475	416	456	439
Neuro-oncology	207	240	236	285	284	301	294	332
Clinical Neuromuscular Pathology	43	59	59	68	69	77	70	73
Autonomic Disorders	38	37	48	48	56	53	61	59
Neuroimaging	180	206	187	218	216	163	158	156
Geriatric Neurology	18	18	18	18	11	0	0	0
Interventional Neurology	n/a	n/a	n/a	n/a	n/a	n/a	38	38
Neural Repair and Rehabilitation	23	23	23	23	22	22	8	8
TOTALS	2,675	2,823	2,885	3,159	3,325	3,001	3,134	3,130

Behavioral Neurology and Neuropsychiatry Application Pathway Breakdown



Behavioral Neurology & Neuropsychiatry Certification Trends



Certification Examination Pass Rates

Subspecialty	Year	Fellow Pass Rate	Non-Fellow Pass Rate
Behavioral Neurology & Neuropsychiatry	2014	97%	61%
	2016	94%	50%
	2018	94%	60%
	2020	97%	85%
	2022	86%	72%

Continuous Certification (C-cert)

The annual **continuous certification (C-cert) process** provides diplomates with a relevant, effective, timely, and convenient way to meet the needs of lifelong learning and self-assessment. Diplomates must meet annual maintenance of certification (MOC) requirements for C-cert.

2023 C-cert Quiz Outcomes (As of 12/31/23)				
Subspecialty	Total Diplomates Passed Quiz	Average % Score on First Attempt	Average Quiz Completion Time on First Attempt (Minutes)	Average CME Credit Hrs Claimed (Max=15)
Autonomic Disorders	34	87.56	46.43	12.03
Behavioral Neurology & Neuropsychiatry	375	92.88	58.57	12.71
Clinical Neuromuscular Pathology	50	90.46	71.79	11.02
Headache Medicine	641	81.87	61.28	12.62
Interventional Neurology	17	88.01	46.74	14.24
Neurocritical Care	1,069	83.77	52.78	13.12
Neuroimaging	105	71.8	70.58	13.88
Neuro-oncology	247	94.18	50.02	10.37
Totals	2,538	85.37%	56.50	12.65

2023 Year End Certification Status Summary							
Subspecialty	New 2023 Diplomates	Diplomates Meeting 2023 Req	Diplomates Not Meeting 2023 Req	Diplomates Not Meeting 2022 & 2023 Req (certification discontinuation)	Diplomates Retired or Deceased	2023 Yr End Total Diplomates	% of Total Diplomates Retained
Autonomic Disorders	0	43	16	-3	0	59	97%
Behavioral Neurology & Neuropsychiatry	0	382	57	-23	0	439	96%
Clinical Neuromuscular Pathology	6	59	8	-5	0	73	96%
Headache Medicine	0	651	78	-17	-4	729	98%
Interventional Neurology	0	26	12	0	0	38	100%
Neurocritical Care	54	1,080	162	-80	-1	1,296	95%
Neuroimaging	5	117	34	-10	-1	156	96%
Neuro-oncology	46	258	28	-10	-1	332	97%
Neural Repair and Rehabilitation	0	5	3	0	0	8	n/a
Totals	111	2,621	398	-148	-7	3,130	97%

Subspecialty Sponsoring Organizations

Subspecialty-specific sponsoring organizations are the source of nominations for all volunteer representatives.

- American Neuropsychiatric Association
- Society for Behavioral and Cognitive Neurology

2023/2024 UCNS Board of Directors Representative

- C. Alan Anderson, MD, University of Colorado School of Medicine

2023/2024 Certification Examination Committee

- Robin A. Hurley, MD, Chair, Wake Forest School of Medicine
 - Kyle Steinman, MD, MAS, Vice Chair, University of Washington/Seattle Children's Hospital
 - Jesse Michael Adams, MD, Seattle Neuropsychiatric Treatment Center
 - James R. Bateman, III, MD, Wake Forest School of Medicine
 - Lindsey Gurin, MD, NYU Pearl Barlow Center for Memory Evaluation and Treatment
 - Colin J. Harrington, MD, Rhode Island Hospital
 - Samantha K. Holden, MD, University of Colorado School of Medicine
 - Mandana Modirrousta, MD, PhD, FRCPC, Saint Boniface Hospital
 - Michael Schrift, DO, MA, University of Washington
 - Jonathan H. Woodcock, MD, University of Colorado – Anschutz Medical Campus
-



2023 Subspecialty Status Update Clinical Neuromuscular Pathology

Introduction

Since 2013, the United Council for Neurologic Subspecialties (UCNS) has certified physicians and accredited fellowship training programs for the subspecialty of Clinical Neuromuscular Pathology (CNMP). The status of CNMP is provided below.

UCNS Accredited Fellowship Programs

Fellowships

Currently Accredited: 6 | Attrition: 0
 Program Construction: 1 year (4); 1 or 2 years (2)
 Departments: Neurology (5); Neurology/Pediatrics (1)
 Program Director Specialty: Neurology (5); Neurology/Pediatrics (1)

Fellows

Graduates: 82 | UCNS Certified: 27 (5 applications received for 2023 examination)
 Primary Specialty: Neurology (79); Child Neuro (2); Pediatrics (1)
 Primary Board Certification: ABMS (64); RCPSC (6); AOA (0)

Enrollment

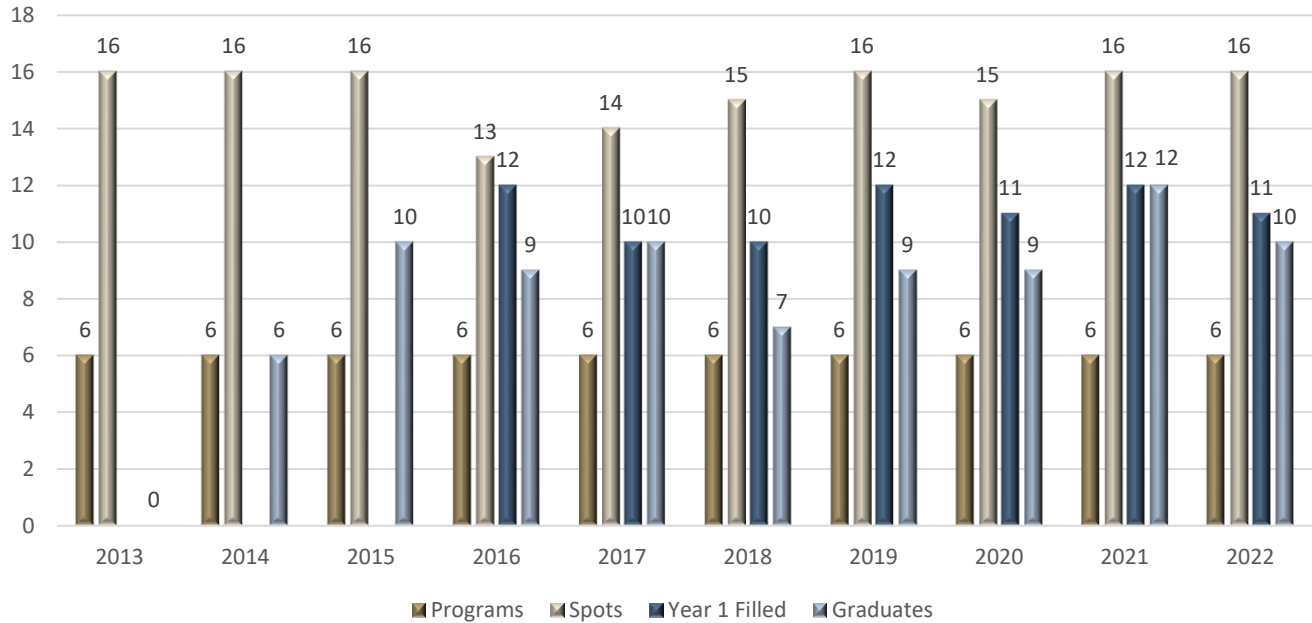
2016 Approved Spots: 13 | 2016 Filled: Year 1 (12); Year 2 (1)
 2017 Approved Spots: 14 | 2017 Filled: Year 1 (10); Year 2 (3)
 2018 Approved Spots: 15 | 2018 Filled: Year 1 (10); Year 2 (2)
 2019 Approved Spots: 16 | 2019 Filled: Year 1 (12); Year 2 (3)
 2020 Approved Spots: 15 | 2020 Filled: Year 1 (11); Year 2 (3)
 2021 Approved Spots: 16 | 2021 Filled: Year 1 (12); Year 2 (2)
 2022 Approved Spots: 16 | 2022 Filled: Year 1 (11); Year 2 (3)

UCNS Accredited Programs by Subspecialty

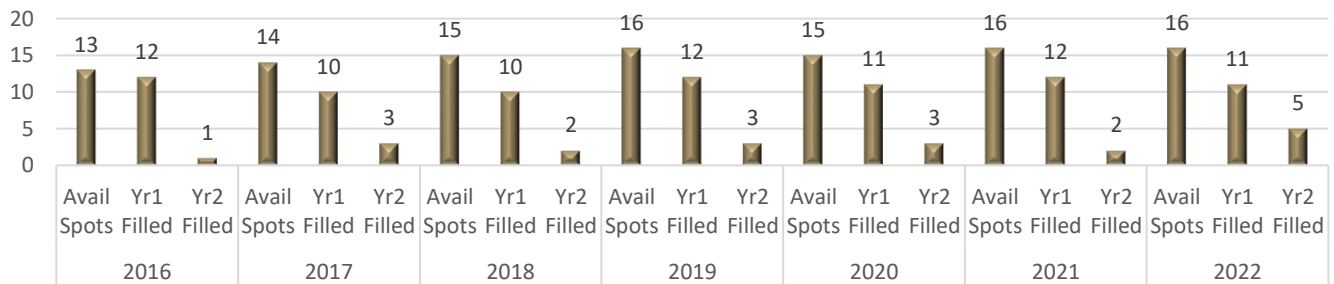
Subspecialty	2017	2018	2019	2020	2021	2022	2023
Neurocritical Care	68	69	69	73	76	75	71
Headache Medicine	39	42	43	45	46	51	54
Behavioral Neurology & Neuropsychiatry	34	35	37	37	44	46	47
Neuro-oncology	31	34	35	36	37	36	36
Clinical Neuromuscular Pathology	6	6	6	6	6	6	6
Autonomic Disorders	5	5	4	5	5	6	6
Neuroimaging	5	5	4	4	4	4	4
Geriatric Neurology	5	5	4	4	4	4	4
Interventional Neurology	n/a	n/a	n/a	n/a	n/a	6	8
Neonatal Neurocritical Care	n/a	n/a	n/a	n/a	n/a	n/a	6
TOTALS	195	201	202	210	222	234	242

The following charts demonstrate program information for 2022-2023 enrollment information for programs currently accredited as of June 1, 2023.

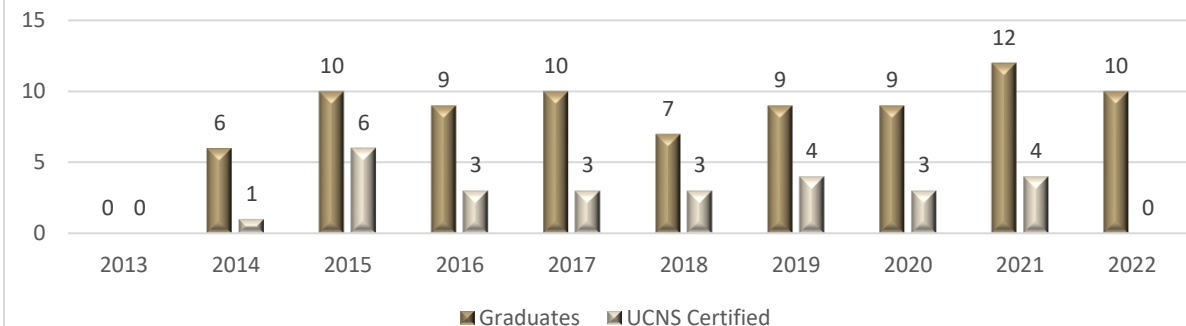
CNMP Fellowship Growth



CNMP 2016-2022 Fellow Enrollment



CNMP Graduate Certification Trends



UCNS Certification

Applicants must be certified by an American Board of Medical Specialties (ABMS) certifying board, American Osteopathic Association (AOA), or the Royal College of Physicians and Surgeons of Canada (RCPSC) in:

- Neurology
- Child neurology
- Physical medicine and rehabilitation

The UCNS Clinical Neuromuscular Pathology certification examinations are offered biennially in odd-numbered years.

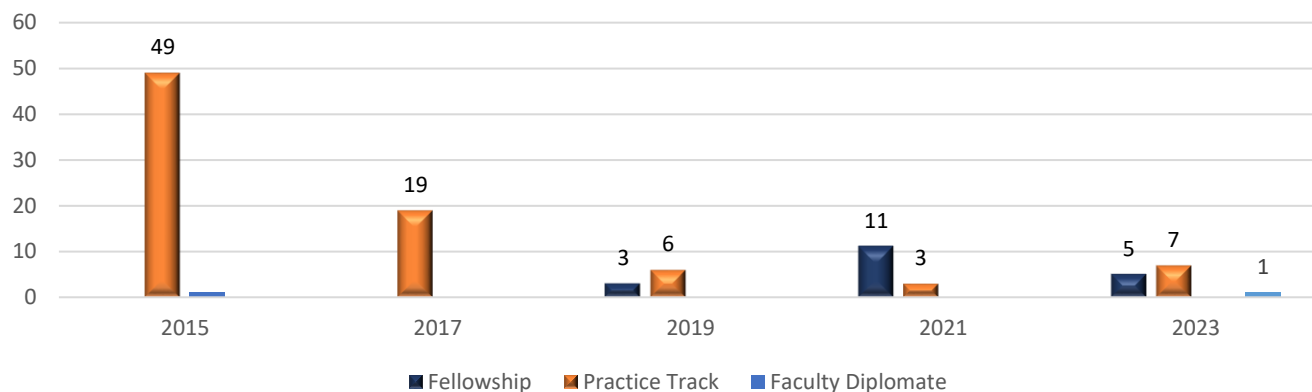
Diplomates

- 73 certified Clinical Neuromuscular Pathology diplomates
- Eligibility pathways:
 - UCNS-accredited Fellowship
 - Practice Track
 - Academic Appointment at a UCNS-Accredited Fellowship
 - Internationally Trained Faculty at UCNS-Accredited Training Programs
- Next Clinical Neuromuscular Pathology Certification Examination: Date TBD, 2025

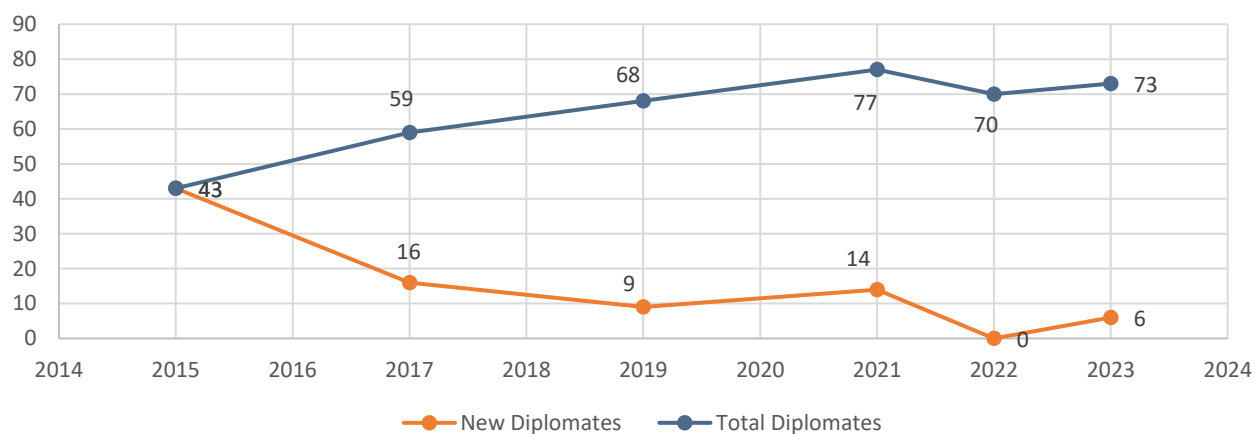
2023 Year-End Diplomate Counts by Subspecialty

Subspecialty	2016 Yr End Diplomates	2017 Yr End Diplomates	2018 Yr End Diplomates	2019 Yr End Diplomates	2020 Yr End Diplomates	2021 Yr End Diplomates	2022 Yr End Diplomates	2023 Yr End Diplomates
Neurocritical Care	1,240	1,374	1,337	1,490	1,486	1,336	1,305	1,296
Headache Medicine	523	484	570	588	706	633	744	729
Behavioral Neurology & Neuropsychiatry	403	382	407	421	475	416	456	439
Neuro-oncology	207	240	236	285	284	301	294	332
Clinical Neuromuscular Pathology	43	59	59	68	69	77	70	73
Autonomic Disorders	38	37	48	48	56	53	61	59
Neuroimaging	180	206	187	218	216	163	158	156
Geriatric Neurology	18	18	18	18	11	0	0	0
Interventional Neurology	n/a	n/a	n/a	n/a	n/a	n/a	38	38
Neural Repair and Rehabilitation	23	23	23	23	22	22	8	8
TOTALS	2,675	2,823	2,885	3,159	3,325	3,001	3,134	3,130

Clinical Neuromuscular Pathology Certification Application Pathways



Clinical Neuromuscular Pathology Certification Trends



Certification Examination Pass Rates

Subspecialty	Year	Fellow Pass Rate	Non-Fellow Pass Rate
Clinical Neuromuscular Pathology	2015	86%	94%
	2017	80%	100%
	2019	100%	100%
	2021	100%	100%
	2023	60%	29%

Continuous Certification (C-cert)

The annual **continuous certification (C-cert) process** provides diplomates with a relevant, effective, timely, and convenient way to meet the needs of lifelong learning and self-assessment. Diplomates must meet annual maintenance of certification (MOC) requirements for C-cert.

2023 C-cert Quiz Outcomes (As of 12/31/23)				
Subspecialty	Total Diplomates Passed Quiz	Average % Score on First Attempt	Average Quiz Completion Time on First Attempt (Minutes)	Average CME Credit Hrs Claimed (Max=15)
Autonomic Disorders	34	87.56	46.43	12.03
Behavioral Neurology & Neuropsychiatry	375	92.88	58.57	12.71
Clinical Neuromuscular Pathology	50	90.46	71.79	11.02
Headache Medicine	641	81.87	61.28	12.62
Interventional Neurology	17	88.01	46.74	14.24
Neurocritical Care	1,069	83.77	52.78	13.12
Neuroimaging	105	71.8	70.58	13.88
Neuro-oncology	247	94.18	50.02	10.37
Totals	2,538	85.37%	56.50	12.65

2023 Year End Certification Status Summary							
Subspecialty	New 2023 Diplomates	Diplomates Meeting 2023 Req	Diplomates Not Mtg 2023 Req	Diplomates Not Mtg 2022 & 2023 Req (certification discontinuation)	Diplomates Retired or Deceased	2023 Yr End Total Diplomates	% of Total Diplomates Retained
Autonomic Disorders	0	43	16	-3	0	59	97%
Behavioral Neurology & Neuropsychiatry	0	382	57	-23	0	439	96%
Clinical Neuromuscular Pathology	6	59	8	-5	0	73	96%
Headache Medicine	0	651	78	-17	-4	729	98%
Interventional Neurology	0	26	12	0	0	38	100%
Neurocritical Care	54	1,080	162	-80	-1	1,296	95%
Neuroimaging	5	117	34	-10	-1	156	96%
Neuro-oncology	46	258	28	-10	-1	332	97%
Neural Repair and Rehabilitation	0	5	3	0	0	8	n/a
Totals	111	2,621	398	-148	-7	3,130	97%

Subspecialty Sponsoring Organization

Subspecialty-specific sponsoring organizations are the source of nominations for all subspecialty volunteer representatives.


- American Academy of Neurology on behalf of the Clinical Neuromuscular Section Community

2023/2024 UCNS Board of Directors Representative

- Tahseen Mozaffar, MD, University of California - Irvine

2023/2024 Certification Examination Committee

- Mazen Mohammad Dimachkie, MD, Chair, University of Kansas Medical Center
 - Michelle L. Mauermann, MD, Vice Chair, Mayo Clinic Rochester
 - Anthony A. Amato, MD, Brigham and Women's Hospital
 - Ahmed Mohamed Attia El-Dokla, MD, NY Neuromuscular Healthcare, PC
 - Rocio Carolina Garcia Santibanez, MD, Emory Healthcare
 - Raghav Govindarajan, MD, St. Elizabeth Medical Group
 - Mohamed Kazamel, MD, University of Alabama at Birmingham
 - Shalini Mahajan, MD, Cedars-Sinai Medical Center
 - Margherita Milone, MD, PhD, Mayo Clinic Rochester
 - Aziz Shaibani, MD, Nerve and Muscle Center of TX
-



2023 Subspecialty Status Update Geriatric Neurology

Introduction

Since 2009, the United Council for Neurologic Subspecialties (UCNS) has certified physicians and accredited fellowship training programs for the subspecialty of Geriatric Neurology. An update on the status of Geriatric Neurology is provided below.

UCNS Accredited Fellowship Programs

Fellowships

Currently Accredited: 4 | Attrition: 3 (2015 x 2, 2019) | Inactive: 1
Program Construction: 1 year (2); 1 or 2 years (1); 2 or 3 years (1)
Departments: All programs located within neurology departments
Program Director Specialty: Neurology (4)

Fellows

Graduates: 3
UCNS Certified: 0 (a UCNS examination has not been offered since fellows have graduated)
Primary Specialty: Neurology (3)
Primary Board Certification: ABMS (3)


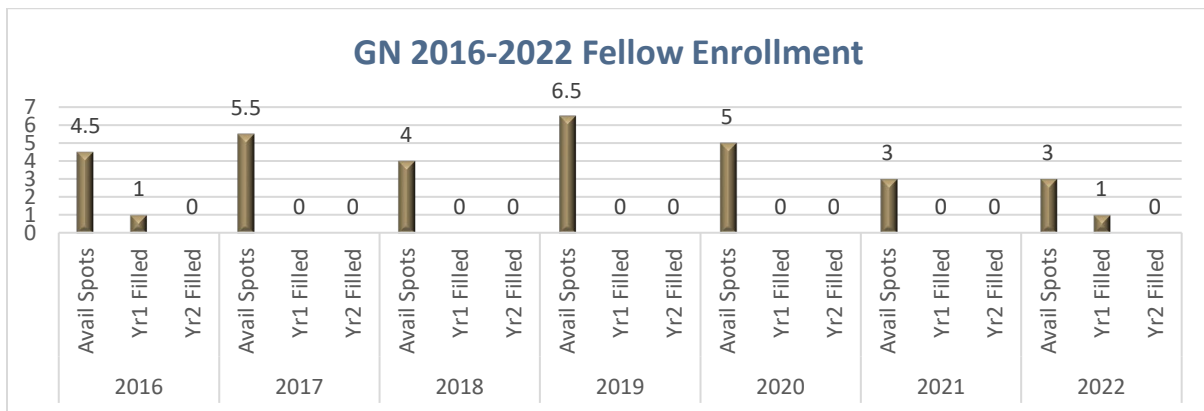
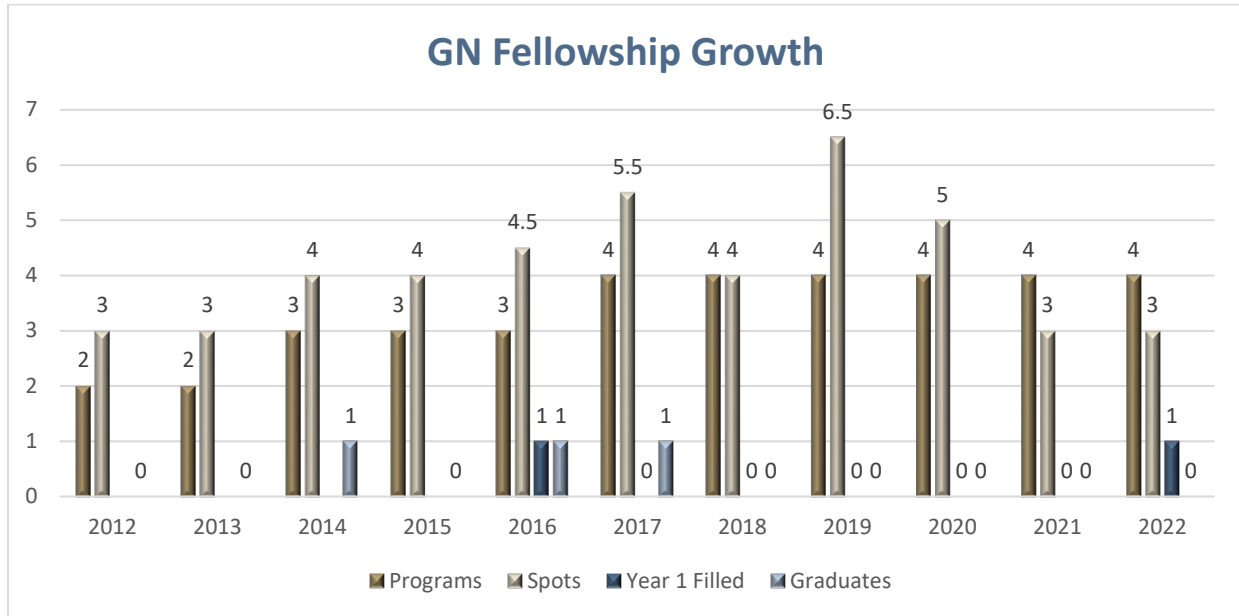
Enrollment

2016 Approved Spots: 4.5 | 2016 Filled: 1
2017 Approved Spots: 5.5 | 2017 Filled: 0
2018 Approved Spots: 4 | 2018 Filled: 0
2019 Approved Spots: 6.5 | 2019 Filled: 0
2020 Approved Spots: 5 | 2020 Filled: 0
2021 Approved Spots: 3 | 2021 Filled: 0
2022 Approved Spots: 3 | 2022 Filled: 1

UCNS Accredited Programs by Subspecialty

Subspecialty	2017	2018	2019	2020	2021	2022	2023
Neurocritical Care	68	69	69	73	76	75	71
Headache Medicine	39	42	43	45	46	51	54
Behavioral Neurology & Neuropsychiatry	34	35	37	37	44	46	47
Neuro-oncology	31	34	35	36	37	36	36
Clinical Neuromuscular Pathology	6	6	6	6	6	6	6
Autonomic Disorders	5	5	4	5	5	6	6
Neuroimaging	5	5	4	4	4	4	4
Geriatric Neurology	5	5	4	4	4	4	4
Interventional Neurology	n/a	n/a	n/a	n/a	n/a	6	8
Neonatal Neurocritical Care	n/a	n/a	n/a	n/a	n/a	n/a	6
TOTALS	195	201	202	210	222	234	242

The following charts demonstrate program information for 2022-2023 enrollment information for programs currently accredited as of June 1, 2023.



UCNS Certification

Effective 2019, certification examinations for Geriatric Neurology were discontinued due to low application numbers on previous examinations. Subspecialty is eligible to reapply to reinstate certification if sustainable growth is demonstrated.

Diplomates

- All remaining time-limited certificates expired in 2021.

2023 Year-End Diplomat Counts by Subspecialty								
Subspecialty	2016 Yr End Diplomates	2017 Yr End Diplomates	2018 Yr End Diplomates	2019 Yr End Diplomates	2020 Yr End Diplomates	2021 Yr End Diplomates	2022 Yr End Diplomates	2023 Yr End Diplomates
Neurocritical Care	1,240	1,374	1,337	1,490	1,486	1,336	1,305	1,296
Headache Medicine	523	484	570	588	706	633	744	729
Behavioral Neurology & Neuropsychiatry	403	382	407	421	475	416	456	439
Neuro-oncology	207	240	236	285	284	301	294	332
Clinical Neuromuscular Pathology	43	59	59	68	69	77	70	73
Autonomic Disorders	38	37	48	48	56	53	61	59
Neuroimaging	180	206	187	218	216	163	158	156
Geriatric Neurology	18	18	18	18	11	0	0	0
Interventional Neurology	n/a	n/a	n/a	n/a	n/a	n/a	38	38
Neural Repair and Rehabilitation	23	23	23	23	22	22	8	8
TOTALS	2,675	2,823	2,885	3,159	3,325	3,001	3,134	3,130

Subspecialty Sponsoring Organization

Subspecialty-specific sponsoring organizations are the source of nominations for all subspecialty representative volunteers.

- American Academy of Neurology on behalf of the Geriatric Neurology Section Community

2023/2024 UCNS Board of Directors Representative

- Amy Sanders, MD, MS, TBMC, LLC
-



2023 Subspecialty Update

Headache Medicine

Introduction

Since 2006, the United Council for Neurologic Subspecialties (UCNS) has certified physicians and accredited fellowship training programs for the subspecialty of Headache Medicine (HM). Below is an update on the status of HM.

UCNS Accredited Fellowship Programs (as of 8/10/23)

Fellowships

Currently Accredited: 53 | Attrition: 7 (2009, 2013, 2017 x 2; 2019, 2020; 2022) | Inactive: 3
 Program Construction: 1 year (47); 1 or 2 years (5); 1, 2, or 3 years (1)
 Departments: Neuro (47); Peds (3); Peds/Neuro (2); Family Medicine (1)
 Program Director Specialty: Neurology (48); Child Neuro (3); Peds/Neuro (1); Family Medicine (1)

Fellows

Graduates: 348 | UCNS Certified: 280
 Primary Specialty: Neuro (303); Child Neuro (17); IM (10); Family Med (9); Physiatry (3); Peds (2); Psych (2);
 Ophthalmology (1); Dentistry (1)
 Primary Board Certification: ABMS (317); RCPSC (8); AOA (5)

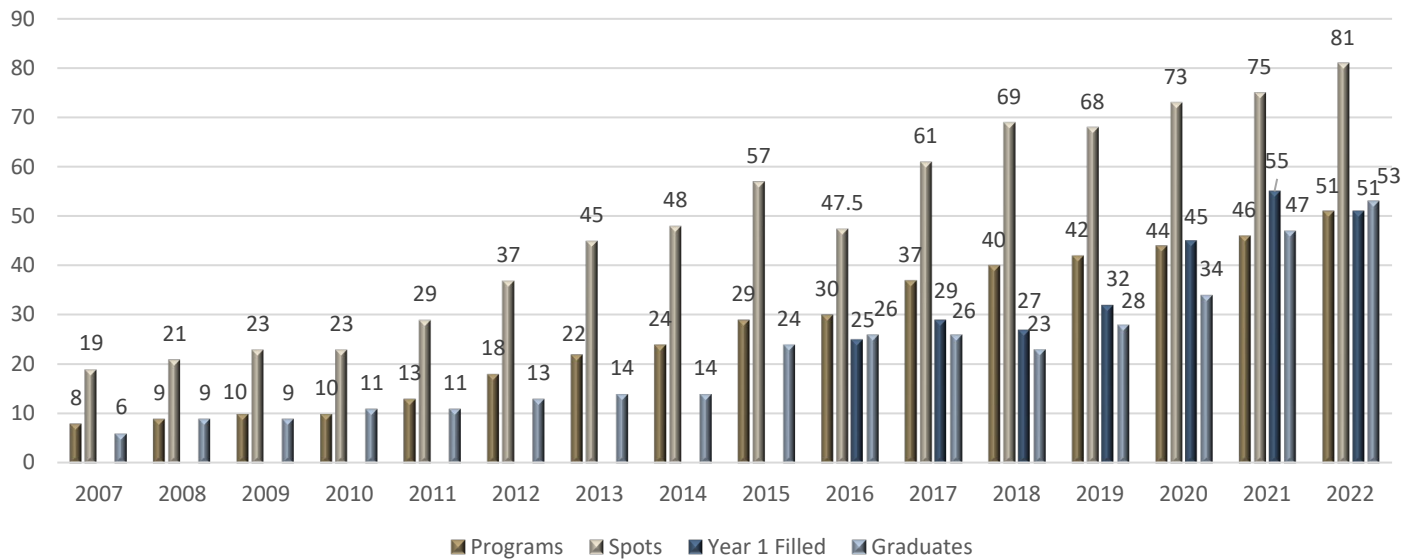
Enrollment

2016 Approved Spots: 47.5 | 2016 Filled: Year 1 (25); Year 2 (0)
 2017 Approved Spots: 61 | 2017 Filled: Year 1 (29); Year 2 (0)
 2018 Approved Spots: 69 | 2018 Filled: Year 1 (27); Year 2 (0)
 2019 Approved Spots: 68 | 2019 Filled: Year 1 (32); Year 2 (1)
 2020 Approved Spots: 73 | 2020 Filled: Year 1 (45); Year 2 (3)
 2021 Approved Spots: 75 | 2021 Filled: Year 1 (55); Year 2 (2)
 2022 Approved Spots: 81 | 2022 Filled: Year 1 (51); Year 2 (2)

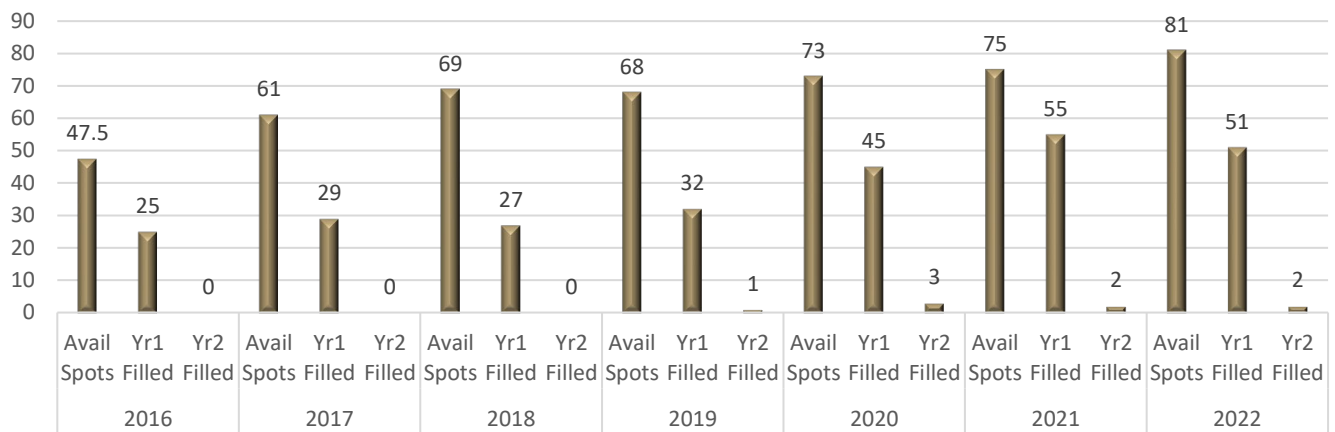
UCNS Accredited Programs by Subspecialty (as of 12/31/23)							
Subspecialty	2017	2018	2019	2020	2021	2022	2023
Neurocritical Care	68	69	69	73	76	75	71
Headache Medicine	39	42	43	45	46	51	54
Behavioral Neurology & Neuropsychiatry	34	35	37	37	44	46	47
Neuro-oncology	31	34	35	36	37	36	36
Clinical Neuromuscular Pathology	6	6	6	6	6	6	6
Autonomic Disorders	5	5	4	5	5	6	6
Neuroimaging	5	5	4	4	4	4	4
Geriatric Neurology	5	5	4	4	4	4	4
Interventional Neurology	n/a	n/a	n/a	n/a	n/a	6	8
Neonatal Neurocritical Care	n/a	n/a	n/a	n/a	n/a	n/a	6
TOTALS	195	201	202	210	222	234	242

The following charts demonstrate program information for 2022-2023 enrollment information for programs currently accredited as of June 1, 2023.

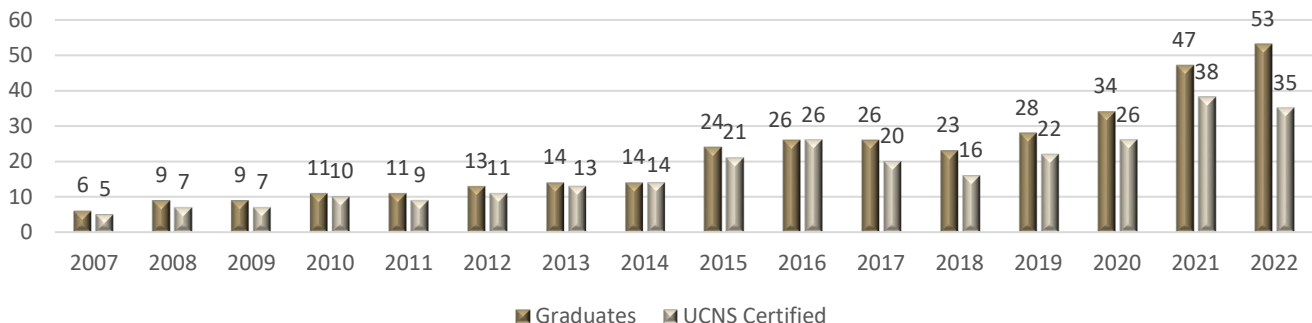
HM Fellowship Growth



HM 2016-2022 Fellow Enrollment



HM Graduate Certification



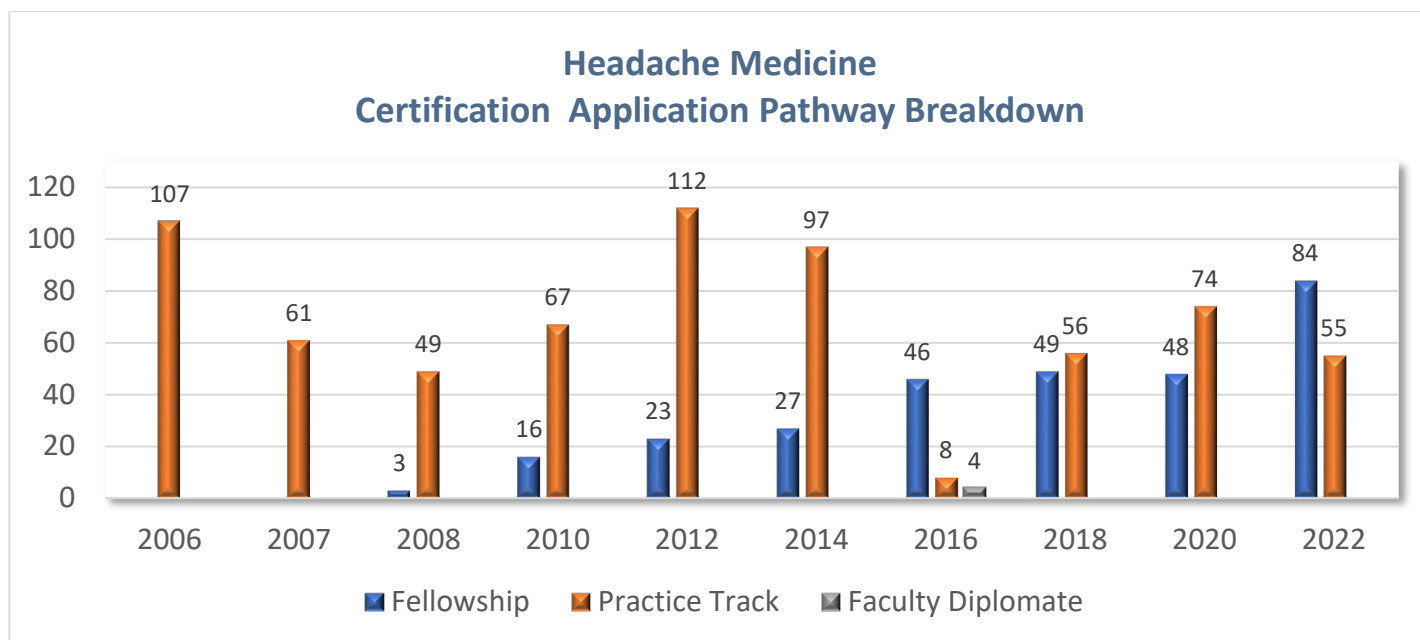
UCNS Certification

Applicants must be certified by an American Board of Medical Specialties (ABMS) certifying board, American Osteopathic Association (AOA), or the Royal College of Physicians and Surgeons (RCPSC). The UCNS Headache Medicine certification examinations are offered biennially in even-numbered years.

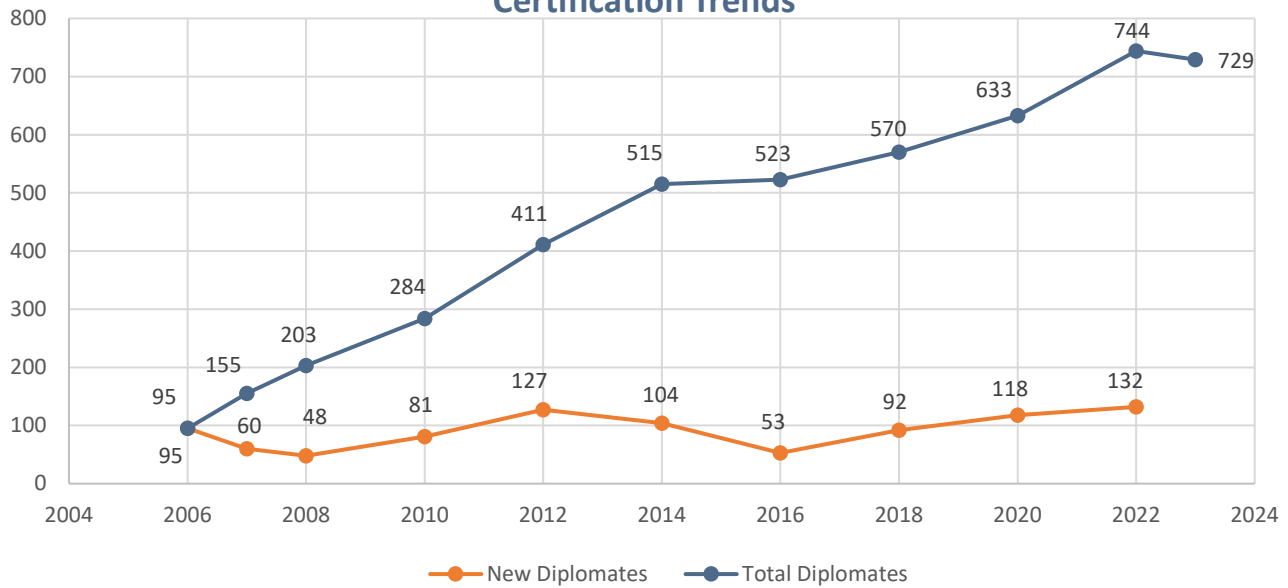
Diplomates

- 729 certified HM diplomates
- Eligibility pathways:
 - UCNS-accredited Fellowship
 - Practice Track
 - Academic Appointment at a UCNS-Accredited Fellowship
 - Internationally Trained Faculty at UCNS-Accredited Training Programs
- Next **Headache Medicine Certification Examination**: October 14 - 18, 2024

2023 Year-End Diplomate Counts by Subspecialty								
Subspecialty	2016 Yr End Diplomates	2017 Yr End Diplomates	2018 Yr End Diplomates	2019 Yr End Diplomates	2020 Yr End Diplomates	2021 Yr End Diplomates	2022 Yr End Diplomates	2023 Yr End Diplomates
Neurocritical Care	1,240	1,374	1,337	1,490	1,486	1,336	1,305	1,296
Headache Medicine	523	484	570	588	706	633	744	729
Behavioral Neurology & Neuropsychiatry	403	382	407	421	475	416	456	439
Neuro-oncology	207	240	236	285	284	301	294	332
Clinical Neuromuscular Pathology	43	59	59	68	69	77	70	73
Autonomic Disorders	38	37	48	48	56	53	61	59
Neuroimaging	180	206	187	218	216	163	158	156
Geriatric Neurology	18	18	18	18	11	0	0	0
Interventional Neurology	n/a	n/a	n/a	n/a	n/a	n/a	38	38
Neural Repair and Rehabilitation	23	23	23	23	22	22	8	8
TOTALS	2,675	2,823	2,885	3,159	3,325	3,001	3,134	3,130



Headache Medicine Certification Trends



Certification Examination Pass Rates

Subspecialty	Year	Fellow Pass Rate	Non-Fellow Pass Rate
Headache Medicine	2014	100%	83%
	2016	96%	82%
	2018	96%	83%
	2020	98%	96%
	2022	100%	96%

Continuous Certification (C-cert)

The annual **continuous certification (C-cert) process** provides diplomates with a relevant, effective, timely, and convenient way to meet the needs of lifelong learning and self-assessment. Diplomates must meet annual maintenance of certification (MOC) requirements for C-cert.

2023 C-cert Quiz Outcomes (As of 12/31/23)				
Subspecialty	Total Diplomates Passed Quiz	Average % Score on First Attempt	Average Quiz Completion Time on First Attempt (Minutes)	Average CME Credit Hrs Claimed (Max=15)
Autonomic Disorders	34	87.56	46.43	12.03
Behavioral Neurology & Neuropsychiatry	375	92.88	58.57	12.71
Clinical Neuromuscular Pathology	50	90.46	71.79	11.02
Headache Medicine	641	81.87	61.28	12.62
Interventional Neurology	17	88.01	46.74	14.24
Neurocritical Care	1,069	83.77	52.78	13.12
Neuroimaging	105	71.8	70.58	13.88
Neuro-oncology	247	94.18	50.02	10.37
Totals	2,538	85.37%	56.50	12.65

2023 Year End Certification Status Summary							
Subspecialty	New 2023 Diplomates	Diplomates Meeting 2023 Req	Diplomates Not Mtg 2023 Req	Diplomates Not Mtg 2022 & 2023 Req (certification discontinuation)	Diplomates Retired or Deceased	2023 Yr End Total Diplomates	% of Total Diplomates Retained
Autonomic Disorders	0	43	16	-3	0	59	97%
Behavioral Neurology & Neuropsychiatry	0	382	57	-23	0	439	96%
Clinical Neuromuscular Pathology	6	59	8	-5	0	73	96%
Headache Medicine	0	651	78	-17	-4	729	98%
Interventional Neurology	0	26	12	0	0	38	100%
Neurocritical Care	54	1,080	162	-80	-1	1,296	95%
Neuroimaging	5	117	34	-10	-1	156	96%
Neuro-oncology	46	258	28	-10	-1	332	97%
Neural Repair and Rehabilitation	0	5	3	0	0	8	n/a
Totals	111	2,621	398	-148	-7	3,130	97%

Subspecialty Sponsoring Organizations

Subspecialty-specific sponsoring organizations are the source of nominations for all subspecialty volunteer representatives.


- American Academy of Neurology on behalf of the Headache & Facial Pain Section Community
- American Headache Society

2023/2024 UCNS Board of Directors Representative

- Siddharth Kapoor, MD, MBA, University of Kentucky College of Medicine

2023/2024 Certification Examination Committee

- Jerry Swanson, MD, Chair, Mayo Clinic Rochester
- Robert Kaniecki, MD, Vice Chair, UPMC Headache Center
- Hossein Ansari, MD, Kaizen Brain Center
- Thomas Berk, MD, Neura Health
- Debra G. Davis, MD, LSU Health
- P. Christopher H. Gottschalk, MD, Yale Neurology Group
- Teshamae S. Monteith, MD, University of Miami
- Stephanie J. Nahas, MD, Thomas Jefferson University
- Christopher B. Oakley, MD, Johns Hopkins University
- Nina Riggins, MD, University of California San Diego



2023 Subspecialty Status Update Interventional Neurology

Introduction

Since 2022, the United Council for Neurologic Subspecialties (UCNS) has certified physicians and accredited fellowship training programs for the subspecialty of Interventional Neurology (IN). Below is an update on the status of the subspecialty.

UCNS Accredited Fellowship Programs (as of 8/10/23)

Fellowships

Currently Accredited: 7 | Attrition: 0
Program Construction: 2 years (7)
Departments: Neuro (6); Neurosurgery (1)
Program Director Specialty: Neurology (7)

Fellows

Graduates: 3 | UCNS Certified: 0
Primary Specialty: Neuro/Vascular Neuro (2); Neuro (1)
Primary Board Certification: ABMS (3); RCPSC (0); AOA (0)

Enrollment

2022 Approved Spots: 7 | 2022 Filled: Year 1 (5); Year 2 (4)

UCNS Accredited Programs by Subspecialty (as of 12/31/23)							
Subspecialty	2017	2018	2019	2020	2021	2022	2023
Neurocritical Care	68	69	69	73	76	75	71
Headache Medicine	39	42	43	45	46	51	54
Behavioral Neurology & Neuropsychiatry	34	35	37	37	44	46	47
Neuro-oncology	31	34	35	36	37	36	36
Clinical Neuromuscular Pathology	6	6	6	6	6	6	6
Autonomic Disorders	5	5	4	5	5	6	6
Neuroimaging	5	5	4	4	4	4	4
Geriatric Neurology	5	5	4	4	4	4	4
Interventional Neurology	n/a	n/a	n/a	n/a	n/a	6	8
Neonatal Neurocritical Care	n/a	n/a	n/a	n/a	n/a	n/a	6
TOTALS	195	201	202	210	222	234	242

The following charts demonstrate program information for 2022-2023 enrollment information for programs currently accredited as of June 1, 2023.



UCNS Certification

Applicants must be certified by an American Board of Medical Specialties (ABMS) certifying board, American Osteopathic Association (AOA), or the Royal College of Physicians and Surgeons (RCPSC) in:

- Neurology
- Neurological Surgery
- Radiology

The UCNS Interventional Neurology certification examinations are offered biennially in even-numbered years.

Diplomates

- 38 certified Interventional Neurology Disorders diplomates
- Certification eligibility pathways:
 - UCNS-accredited Fellowship
 - Practice Track
 - Academic Appointment at a UCNS-Accredited Fellowship
 - Internationally Trained Faculty at UCNS-Accredited Training Programs
- 2022 was the inaugural year of UCNS certification for Interventional Neurology
- Next **Interventional Neurology Certification Examination**: September 16-20, 2024

2023 Year-End Diplomate Counts by Subspecialty

Subspecialty	2016 Yr End Diplomates	2017 Yr End Diplomates	2018 Yr End Diplomates	2019 Yr End Diplomates	2020 Yr End Diplomates	2021 Yr End Diplomates	2022 Yr End Diplomates	2023 Yr End Diplomates
Neurocritical Care	1,240	1,374	1,337	1,490	1,486	1,336	1,305	1,296
Headache Medicine	523	484	570	588	706	633	744	729
Behavioral Neurology & Neuropsychiatry	403	382	407	421	475	416	456	439
Neuro-oncology	207	240	236	285	284	301	294	332
Clinical Neuromuscular Pathology	43	59	59	68	69	77	70	73
Autonomic Disorders	38	37	48	48	56	53	61	59
Neuroimaging	180	206	187	218	216	163	158	156
Geriatric Neurology	18	18	18	18	11	0	0	0
Interventional Neurology	n/a	n/a	n/a	n/a	n/a	n/a	38	38
Neural Repair and Rehabilitation	23	23	23	23	22	22	8	8
TOTALS	2,675	2,823	2,885	3,159	3,325	3,001	3,134	3,130

Certification Examination Pass Rates

Subspecialty	Year	Fellow Pass Rate	Non-Fellow Pass Rate
Interventional Neurology	2022	n/a	100%

Note: Inaugural examination in 2022. Practice track candidates only.

Continuous Certification (C-cert)

The annual **continuous certification (C-cert) process** provides diplomates with a relevant, effective, timely, and convenient way to meet the needs of lifelong learning and self-assessment. Diplomates must meet annual maintenance of certification (MOC) requirements for C-cert beginning the year after passing their initial certification examination.

2023 C-cert Quiz Outcomes (As of 12/31/23)				
Subspecialty	Total Diplomates Passed Quiz	Average % Score on First Attempt	Average Quiz Completion Time on First Attempt (Minutes)	Average CME Credit Hrs Claimed (Max=15)
Autonomic Disorders	34	87.56	46.43	12.03
Behavioral Neurology & Neuropsychiatry	375	92.88	58.57	12.71
Clinical Neuromuscular Pathology	50	90.46	71.79	11.02
Headache Medicine	641	81.87	61.28	12.62
Interventional Neurology	17	88.01	46.74	14.24
Neurocritical Care	1,069	83.77	52.78	13.12
Neuroimaging	105	71.8	70.58	13.88
Neuro-oncology	247	94.18	50.02	10.37
Totals	2,538	85.37%	56.50	12.65

2023 Year End Certification Status Summary							
Subspecialty	New 2023 Diplomates	Diplomates Meeting 2023 Req	Diplomates Not Mtg 2023 Req	Diplomates Not Mtg 2022 & 2023 Req (certification discontinuation)	Diplomates Retired or Deceased	2023 Yr End Total Diplomates	% of Total Diplomates Retained
Autonomic Disorders	0	43	16	-3	0	59	97%
Behavioral Neurology & Neuropsychiatry	0	382	57	-23	0	439	96%
Clinical Neuromuscular Pathology	6	59	8	-5	0	73	96%
Headache Medicine	0	651	78	-17	-4	729	98%
Interventional Neurology	0	26	12	0	0	38	100%
Neurocritical Care	54	1,080	162	-80	-1	1,296	95%
Neuroimaging	5	117	34	-10	-1	156	96%
Neuro-oncology	46	258	28	-10	-1	332	97%
Neural Repair and Rehabilitation	0	5	3	0	0	8	n/a
Totals	111	2,621	398	-148	-7	3,130	97%

Subspecialty Sponsoring Organizations

Subspecialty-specific sponsoring organizations are the source of nominations for all subspecialty representative volunteers.


- International Society of Interventional Neurology
- American Neurological Association

2023/2024 UCNS Board of Directors Representative

- Gustavo Rodriguez, MD, Texas Tech University Health Sciences Center El Paso

2023/2024 Certification Examination Committee

- Camilo R. Gomez, MD, MBA, Chair, University of Missouri Medical Center
 - Alberto Maud, MD, Vice Chair, Texas Tech University Health Sciences Center El Paso
 - Norman Ajiboye, MD, Memorial Healthcare System
 - Steve M. Cordina, MD, Patronus Neurology
 - Elie Elliot Dancour, MD, Vassar Brothers Medical Center-Nuvance Health
 - Nazli (Sophia) Janjua, MD, Asia Pacific Comprehensive Stroke Institute
 - Rakesh Khatri, MD, Parkview Health
 - Osman S. Kozak, MD, Abington Memorial Hospital
 - Jefferson Thayer Miley, MD, University of Texas at Austin
 - Sunil A. Sheth, MD, UT Health McGovern Medical School
-



2023 Subspecialty Status Update

Neurocritical Care

Introduction

Since 2007, the United Council for Neurologic Subspecialties (UCNS) has certified physicians and accredited fellowship training programs for the subspecialty of Neurocritical Care (NCC). An update on the status of NCC is provided below.

UCNS Accredited Fellowship Programs (as of 8/10/23)

Fellowships

Currently Accredited: 72 | Attrition: 2 (2019; 2022; 2023 x 4) | Inactive: 1
Program Construction: 2 years (26); 1 or 2 years (45); 1, 2, or 3 (1)
post-graduate critical care medicine training (13); post-graduate neurosurgery (3); both (30)
Departments: Neuro (50); NS (14); IM (4); CCM (3); Anesth (1)
Program Director Specialty: Neuro (60); Neuro/IM (5); IM (4); Emer Med (1); NS (1); Anesth (1)

Fellows

Graduates: 873 | UCNS Certified: 494 (25 applications received for 2023 examination)
Primary Specialty: Neuro (673); IM (92); EM (39); NS (30); Anesth (21); IM/Neuro (10); Surgery (2);
Family Med (1); Anesth/IM (1); IM/CCM (1); Peds/Neuro (2); Pulm (1); Vas Sur (1)
Primary Board Certification: ABMS (812); AOA (4); RCPSC (3)

Enrollment

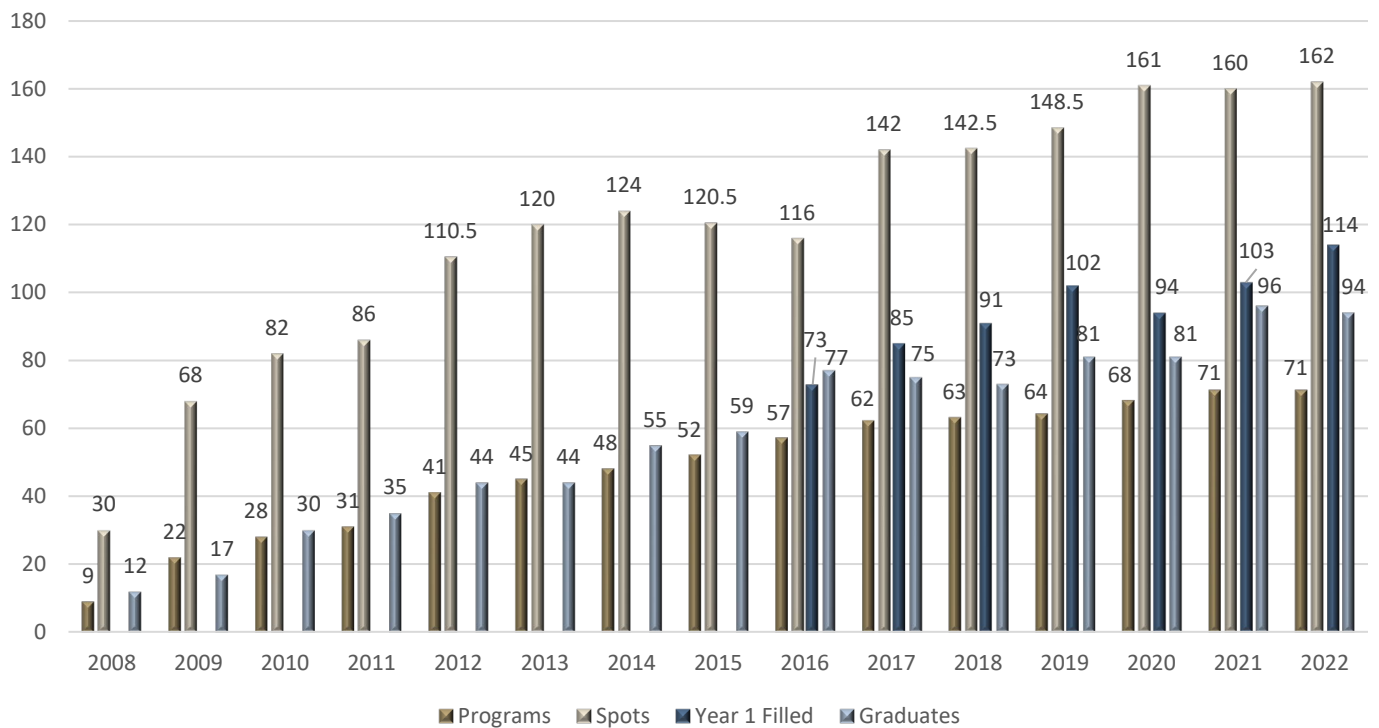
2016 Approved Spots: 116 | 2016 Filled: Year 1 (73); Year 2 (74)
2017 Approved Spots: 142 | 2017 Filled: Year 1 (85); Year 2 (66)
2018 Approved Spots: 142.5 | 2018 Filled: Year 1 (91); Year 2 (73)
2019 Approved Spots: 148.5 | 2019 Filled: Year 1 (102); Year 2 (75)
2020 Approved Spots: 161 | 2020 Filled: Year 1 (94); Year 2 (88)
2021 Approved Spots: 160 | 2021 Filled: Year 1 (103); Year 2 (86)
2022 Approved Spots: 162 | 2022 Filled: Year 1 (114); Year 2 (94)

UCNS Accredited Programs by Subspecialty

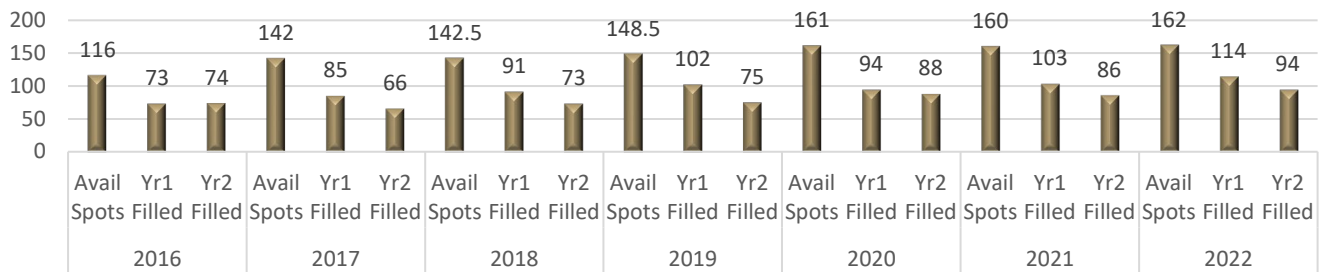
Subspecialty	2017	2018	2019	2020	2021	2022	2023
Neurocritical Care	68	69	69	73	76	75	71
Headache Medicine	39	42	43	45	46	51	54
Behavioral Neurology & Neuropsychiatry	34	35	37	37	44	46	47
Neuro-oncology	31	34	35	36	37	36	36
Clinical Neuromuscular Pathology	6	6	6	6	6	6	6
Autonomic Disorders	5	5	4	5	5	6	6
Neuroimaging	5	5	4	4	4	4	4
Geriatric Neurology	5	5	4	4	4	4	4
Interventional Neurology	n/a	n/a	n/a	n/a	n/a	6	8
Neonatal Neurocritical Care	n/a	n/a	n/a	n/a	n/a	n/a	6
TOTALS	195	201	202	210	222	234	242

The following charts demonstrate program information for 2022-2023 enrollment information for programs currently accredited as of June 1, 2023.

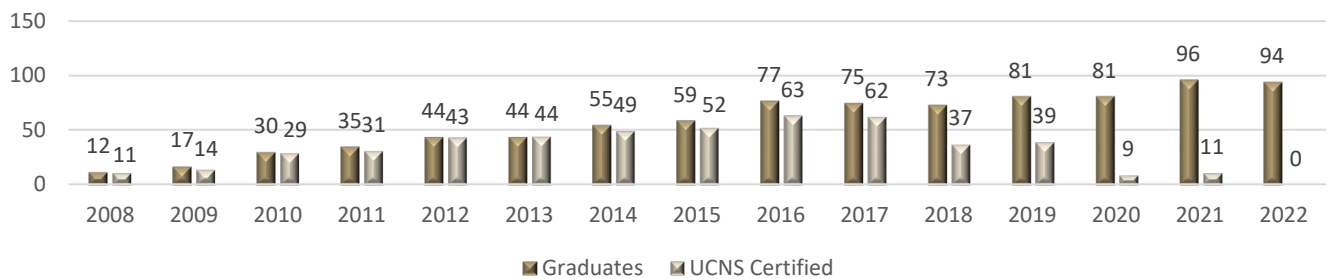
NCC Fellowship Growth



NCC 2016-2022 Fellow Enrollment



NCC Graduate Certification Trends



UCNS Certification

Applicants must be certified by an American Board of Medical Specialties (ABMS) certifying board, American Osteopathic Association (AOA), or the Royal College of Physicians and Surgeons (RCPSC) in:

- Neurology
- Neurological surgery
- Internal medicine
- Anesthesiology
- Surgery
- Emergency medicine
- Pediatrics

The UCNS Neurocritical Care certification examinations are offered biennially in odd-numbered years.

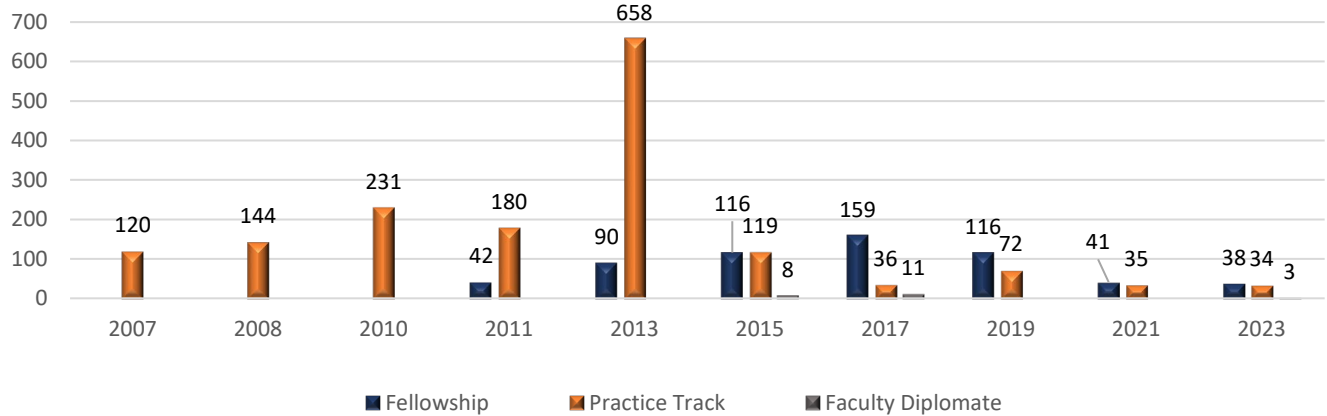
Diplomates

- 1,296 Neurocritical Care diplomates
- Eligibility pathways:
 - UCNS-accredited Fellowship
 - Practice Track
 - Academic Appointment at a UCNS-Accredited Fellowship
 - Internationally Trained Faculty at UCNS-Accredited Training Programs
- Next UCNS Neurocritical Care Certification Examination: Date TBD, 2025

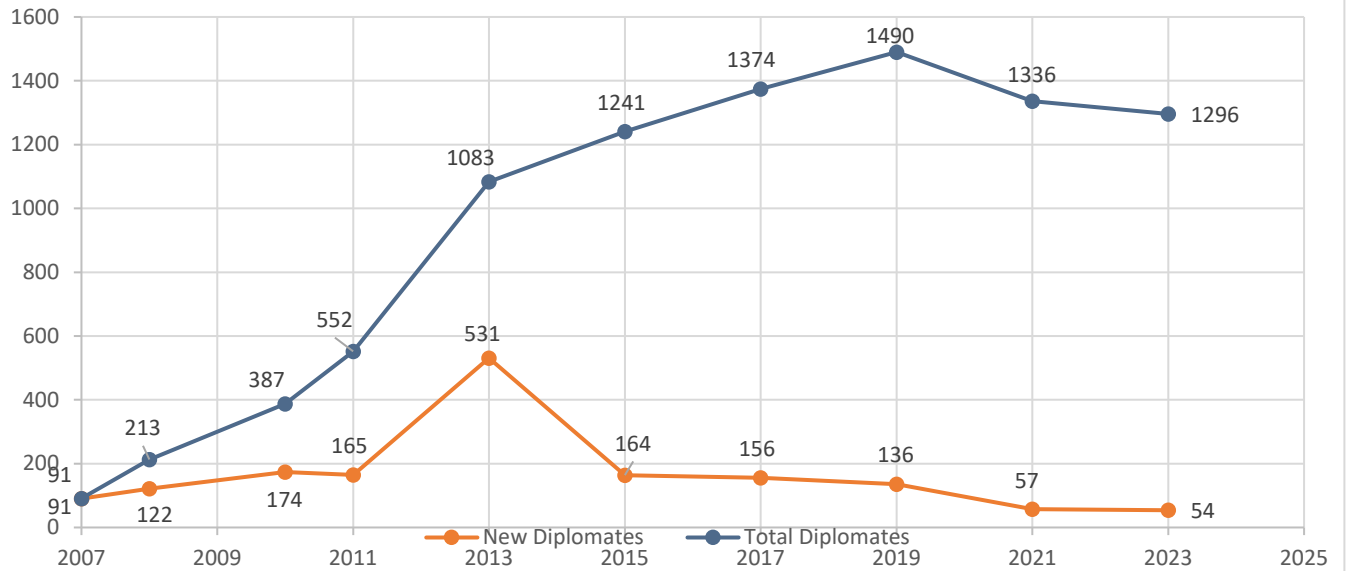
2023 Year-End Diplomate Counts by Subspecialty

Subspecialty	2016 Yr End Diplomates	2017 Yr End Diplomates	2018 Yr End Diplomates	2019 Yr End Diplomates	2020 Yr End Diplomates	2021 Yr End Diplomates	2022 Yr End Diplomates	2023 Yr End Diplomates
Neurocritical Care	1,240	1,374	1,337	1,490	1,486	1,336	1,305	1,296
Headache Medicine	523	484	570	588	706	633	744	729
Behavioral Neurology & Neuropsychiatry	403	382	407	421	475	416	456	439
Neuro-oncology	207	240	236	285	284	301	294	332
Clinical Neuromuscular Pathology	43	59	59	68	69	77	70	73
Autonomic Disorders	38	37	48	48	56	53	61	59
Neuroimaging	180	206	187	218	216	163	158	156
Geriatric Neurology	18	18	18	18	11	0	0	0
Interventional Neurology	n/a	n/a	n/a	n/a	n/a	n/a	38	38
Neural Repair and Rehabilitation	23	23	23	23	22	22	8	8
TOTALS	2,675	2,823	2,885	3,159	3,325	3,001	3,134	3,130

Neurocritical Care Certification Application Pathways



Neurocritical Care Certification Trends



Certification Examination Pass Rates

Subspecialty	Year	Fellow Pass Rate	Non-Fellow Pass Rate
Neurocritical Care	2013	94%	73%
	2015	96%	47%
	2017	86%	51%
	2019	83%	70%
	2021	88%	76%
	2023	85%	76%

Continuous Certification (C-cert)

The annual **continuous certification (C-cert) process** provides diplomates with a relevant, effective, timely, and convenient way to meet the needs of lifelong learning and self-assessment. Diplomates must meet annual maintenance of certification (MOC) requirements for C-cert.

2023 C-cert Quiz Outcomes (As of 12/31/23)				
Subspecialty	Total Diplomates Passed Quiz	Average % Score on First Attempt	Average Quiz Completion Time on First Attempt (Minutes)	Average CME Credit Hrs Claimed (Max=15)
Autonomic Disorders	34	87.56	46.43	12.03
Behavioral Neurology & Neuropsychiatry	375	92.88	58.57	12.71
Clinical Neuromuscular Pathology	50	90.46	71.79	11.02
Headache Medicine	641	81.87	61.28	12.62
Interventional Neurology	17	88.01	46.74	14.24
Neurocritical Care	1,069	83.77	52.78	13.12
Neuroimaging	105	71.8	70.58	13.88
Neuro-oncology	247	94.18	50.02	10.37
Totals	2,538	85.37%	56.50	12.65

2023 Year End Certification Status Summary							
Subspecialty	New 2023 Diplomates	Diplomates Meeting 2023 Req	Diplomates Not Mtg 2023 Req	Diplomates Not Mtg 2022 & 2023 Req (certification discontinuation)	Diplomates Retired or Deceased	2023 Yr End Total Diplomates	% of Total Diplomates Retained
Autonomic Disorders	0	43	16	-3	0	59	97%
Behavioral Neurology & Neuropsychiatry	0	382	57	-23	0	439	96%
Clinical Neuromuscular Pathology	6	59	8	-5	0	73	96%
Headache Medicine	0	651	78	-17	-4	729	98%
Interventional Neurology	0	26	12	0	0	38	100%
Neurocritical Care	54	1,080	162	-80	-1	1,296	95%
Neuroimaging	5	117	34	-10	-1	156	96%
Neuro-oncology	46	258	28	-10	-1	332	97%
Neural Repair and Rehabilitation	0	5	3	0	0	8	n/a
Totals	111	2,621	398	-148	-7	3,130	97%

Subspecialty Sponsoring Organizations

Subspecialty-specific sponsoring organizations are the source of nominations for all subspecialty volunteer representatives.


- American Academy of Neurology on behalf of the Critical Care & Emergency Neurology Section Community
- Neurocritical Care Society

2023/2024 UCNS Board of Directors Representative

- Angela Hays Shapshak, MD, University of Alabama Birmingham

2023/2024 Certification Examination Committee

- Marin Darsie, MD, Chair, University of Wisconsin
- Bradley Dengler, MD, Vice Chair, Walter Reed National Military Medical Center
- Marc-Alain Babi, MD, Cleveland Clinic - Florida
- Wan Tsu Wendy Chang, MD, University of Maryland School of Medicine
- Sayona John, MD, Rush University Medical Center
- Lauren Koffman, DO, Lewis Katz School of Medicine at Temple University
- Abhay Kumar, MD, McGovern Medical School at UTHealth Houston
- Sarah D. Nelson, MD, MPH, Tufts Medical Center
- Ivan Rocha Ferreira da Silva, MD, University of Florida
- Michael T. Torbey, MD, MPH, University of New Mexico
- Panayiotis N. Varelas, MD, PhD, Albany Medical College
- Chethan P. Venkatasubba Rao, MD, Baylor College of Medicine



2023 Subspecialty Status Update

Neuroimaging

Introduction

Since 2008, the United Council for Neurologic Subspecialties (UCNS) has certified physicians and accredited fellowship training programs for the subspecialty of Neuroimaging (NI). Below is an update on the status of NI.

UCNS Accredited Fellowship Programs

Fellowships

Currently Accredited: 4 | Attrition: 2 (2013; 2019)
 Program Construction: All four programs are one year in duration
 Departments: All four programs located within neurology departments
 Program Director Specialty: All four program directors are neurologists

Fellows

Graduates: 40 | UCNS Certified: 27
 Primary Specialty: Neurology (39); Unknown (1)
 Primary Board Certification: ABMS (36); AOA (0); RCPSC (0); Unknown (1)

Enrollment

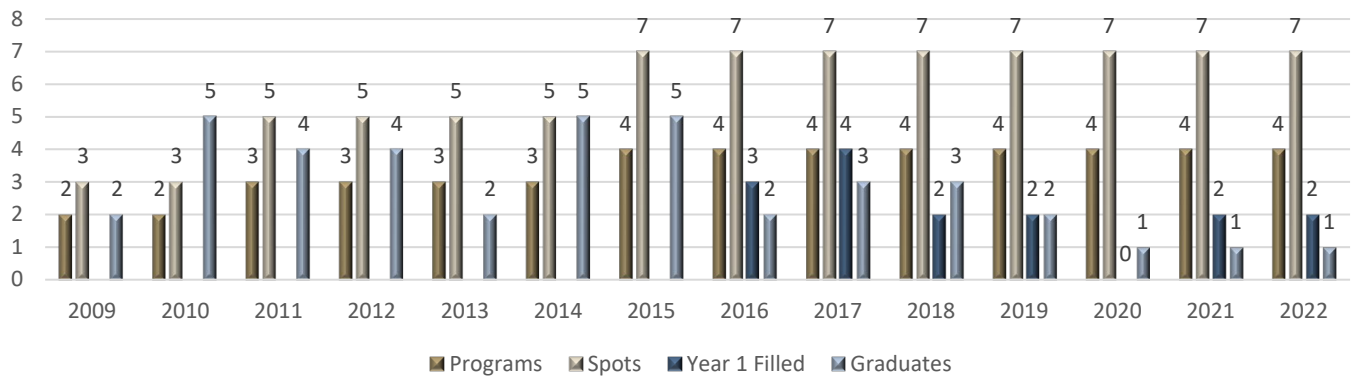
2016 Approved Spots: 7 | 2016 Filled: 3
 2017 Approved Spots: 7 | 2017 Filled: 4
 2018 Approved Spots: 7 | 2018 Filled: 2
 2019 Approved Spots: 7 | 2019 Filled: 2
 2020 Approved Spots: 7 | 2020 Filled: Year 1 (0); Year 2 (1)
 2021 Approved Spots: 7 | 2021 Filled: Year 1 (2)
 2022 Approved Spots: 7 | 2022 Filled: Year 1 (2)

UCNS Accredited Programs by Subspecialty

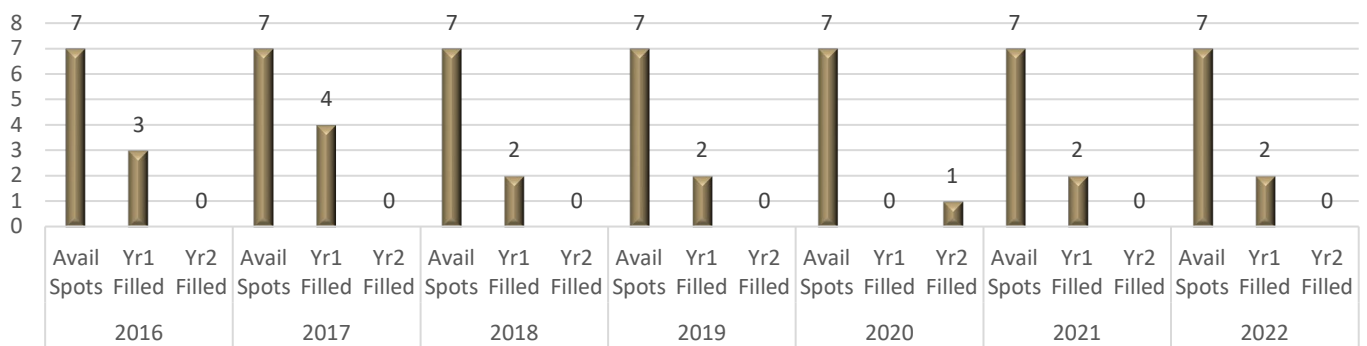
Subspecialty	2017	2018	2019	2020	2021	2022	2023
Neurocritical Care	68	69	69	73	76	75	71
Headache Medicine	39	42	43	45	46	51	54
Behavioral Neurology & Neuropsychiatry	34	35	37	37	44	46	47
Neuro-oncology	31	34	35	36	37	36	36
Clinical Neuromuscular Pathology	6	6	6	6	6	6	6
Autonomic Disorders	5	5	4	5	5	6	6
Neuroimaging	5	5	4	4	4	4	4
Geriatric Neurology	5	5	4	4	4	4	4
Interventional Neurology	n/a	n/a	n/a	n/a	n/a	6	8
Neonatal Neurocritical Care	n/a	n/a	n/a	n/a	n/a	n/a	6
TOTALS	195	201	202	210	222	234	242

The following charts demonstrate program information for 2022-2023 enrollment information for programs currently accredited as of June 1, 2023.

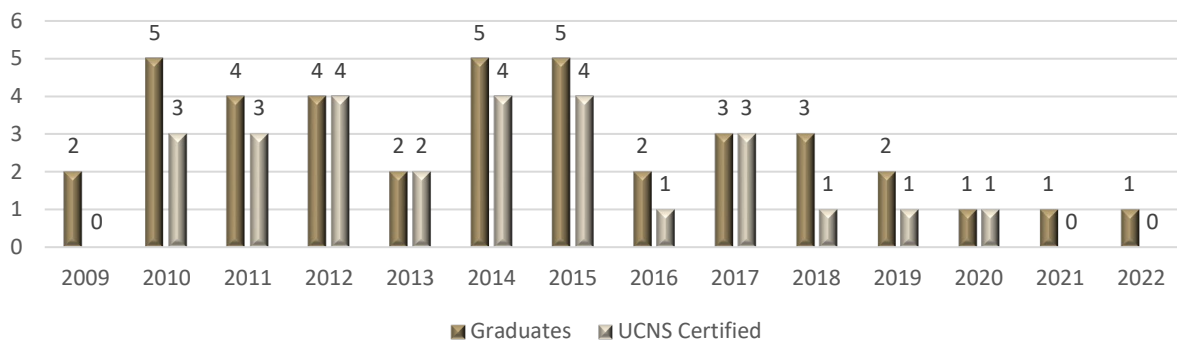
NI Fellowship Growth



NI 2016-2022 Fellow Enrollment



NI Graduate Certification Trends



UCNS Certification

Applicants must be certified by an American Board of Medical Specialties (ABMS) certifying board, American Osteopathic Association (AOA), or the Royal College of Physicians and Surgeons (RCPSC) in:

- Neurology
- Child Neurology

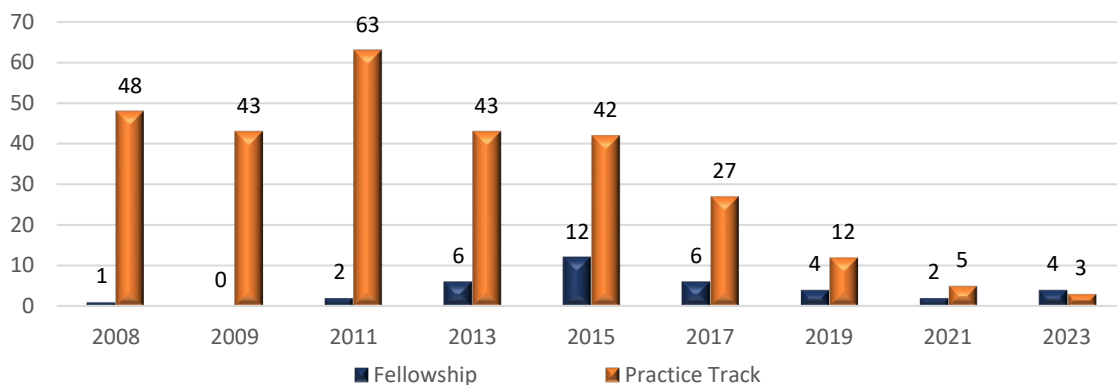
The UCNS Neuroimaging certification examinations are offered biennially in odd-numbered years.

Diplomates

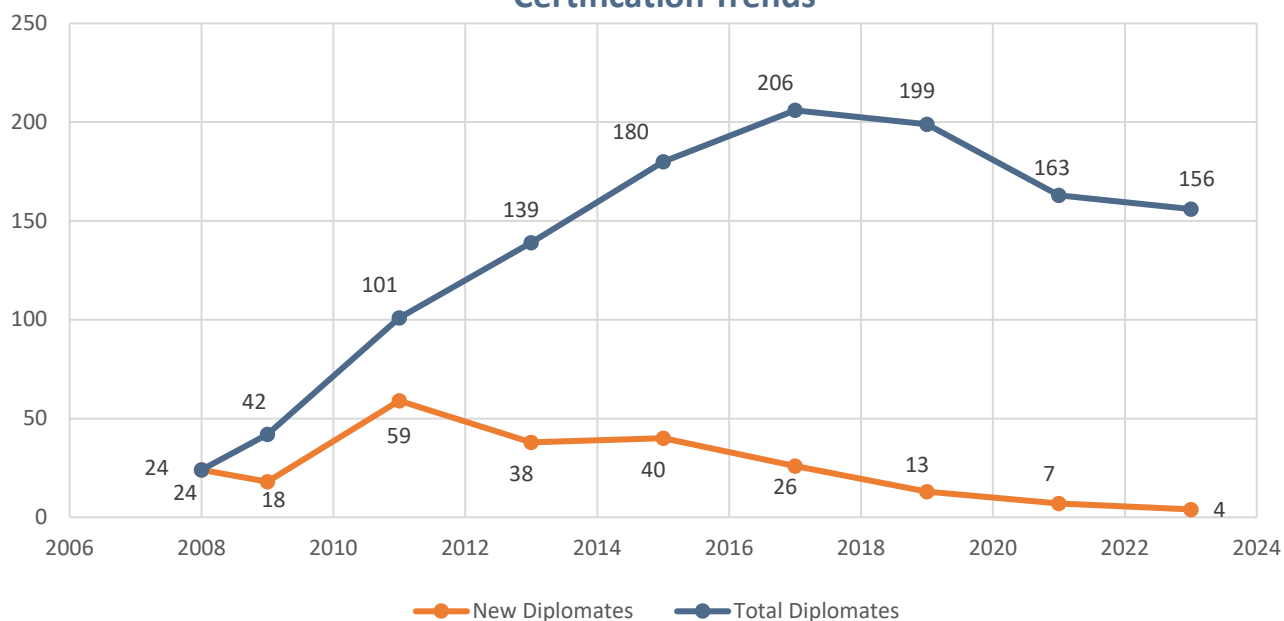
- 156 Neuroimaging diplomates
- Eligibility pathways:
 - UCNS-accredited Fellowship
 - Practice Track
 - Academic Appointment at a UCNS-Accredited Fellowship
 - Internationally Trained Faculty at UCNS-Accredited Training Programs
- Next Neuroimaging Certification Examination: February 3 - 7, 2025

2023 Year-End Diplomat Counts by Subspecialty								
Subspecialty	2016 Yr End Diplomates	2017 Yr End Diplomates	2018 Yr End Diplomates	2019 Yr End Diplomates	2020 Yr End Diplomates	2021 Yr End Diplomates	2022 Yr End Diplomates	2023 Yr End Diplomates
Neurocritical Care	1,240	1,374	1,337	1,490	1,486	1,336	1,305	1,296
Headache Medicine	523	484	570	588	706	633	744	729
Behavioral Neurology & Neuropsychiatry	403	382	407	421	475	416	456	439
Neuro-oncology	207	240	236	285	284	301	294	332
Clinical Neuromuscular Pathology	43	59	59	68	69	77	70	73
Autonomic Disorders	38	37	48	48	56	53	61	59
Neuroimaging	180	206	187	218	216	163	158	156
Geriatric Neurology	18	18	18	18	11	0	0	0
Interventional Neurology	n/a	n/a	n/a	n/a	n/a	n/a	38	38
Neural Repair and Rehabilitation	23	23	23	23	22	22	8	8
TOTALS	2,675	2,823	2,885	3,159	3,325	3,001	3,134	3,130

Neuroimaging Certification Application Breakdown



Neuroimaging Certification Trends



Certification Examination Pass Rates

Subspecialty	Year	Fellow Pass Rate	Non-Fellow Pass Rate
Neuroimaging	2015	90%	86%
	2017	100%	84%
	2019	100%	100%
	2021	100%	100%
	2023	100%	60%

Continuous Certification (C-cert)

The annual **continuous certification (C-cert) process** provides diplomates with a relevant, effective, timely, and convenient way to meet the needs of lifelong learning and self-assessment. Diplomates must meet annual maintenance of certification (MOC) requirements for C-cert.

2023 C-cert Quiz Outcomes (As of 12/31/23)				
Subspecialty	Total Diplomates Passed Quiz	Average % Score on First Attempt	Average Quiz Completion Time on First Attempt (Minutes)	Average CME Credit Hrs Claimed (Max=15)
Autonomic Disorders	34	87.56	46.43	12.03
Behavioral Neurology & Neuropsychiatry	375	92.88	58.57	12.71
Clinical Neuromuscular Pathology	50	90.46	71.79	11.02
Headache Medicine	641	81.87	61.28	12.62
Interventional Neurology	17	88.01	46.74	14.24
Neurocritical Care	1,069	83.77	52.78	13.12
Neuroimaging	105	71.8	70.58	13.88
Neuro-oncology	247	94.18	50.02	10.37
Totals	2,538	85.37%	56.50	12.65

2023 Year End Certification Status Summary							
Subspecialty	New 2023 Diplomates	Diplomates Meeting 2023 Req	Diplomates Not Mtg 2023 Req	Diplomates Not Mtg 2022 & 2023 Req (certification discontinuation)	Diplomates Retired or Deceased	2023 Yr End Total Diplomates	% of Total Diplomates Retained
Autonomic Disorders	0	43	16	-3	0	59	97%
Behavioral Neurology & Neuropsychiatry	0	382	57	-23	0	439	96%
Clinical Neuromuscular Pathology	6	59	8	-5	0	73	96%
Headache Medicine	0	651	78	-17	-4	729	98%
Interventional Neurology	0	26	12	0	0	38	100%
Neurocritical Care	54	1,080	162	-80	-1	1,296	95%
Neuroimaging	5	117	34	-10	-1	156	96%
Neuro-oncology	46	258	28	-10	-1	332	97%
Neural Repair and Rehabilitation	0	5	3	0	0	8	n/a
Totals	111	2,621	398	-148	-7	3,130	97%

Subspecialty Sponsoring Organization

Subspecialty-specific sponsoring organizations are the source of nominations for all subspecialty volunteer representatives.


- American Society of Neuroimaging

2023/2024 UCNS Board of Directors Representative

- Jerome J. Graber, MD, MPH, Alvord Brain Tumor Center

2023/2024 Certification Examination Committee

- Jennifer W. McVige, MD, Chair, Dent Neurologic Institute
 - Gregory Kapinos, MD, MS, Vice Chair, NYC Health + Hospitals
 - Madhureeta Achari, MD, Integrated Neurology, PA
 - Carmel Armon, MD, MHS, Shamir (Assaf Harofeh) Medical Center
 - John A. Bertelson, MD, Texas Tech School of Medicine
 - Oana Dumitrascu, MD, MS, Mayo Clinic Scottsdale
 - Dimitrios Giannakidis, MD, Sutter West Bay Medical Group
 - Mohammad Obadah Nakawah, MD, Houston Methodist Neurological Institute
 - Gustavo J. Rodriguez, MD, Texas Tech Physicians at El Paso
 - Catherine A. Weymann-McKinney, MD, Piedmont HealthCare - Lake Norman Neurology
-



2023 Subspecialty Status Update

Neonatal Neurocritical Care

Introduction

Since 2023, the United Council for Neurologic Subspecialties (UCNS) has accredited fellowship training programs for the subspecialty of Neonatal Neurocritical Care (NNCC). The first UCNS NNCC Certification Examination began development in 2023 and will be administered in November 2024. An update on the status of NNCC is provided below.

UCNS Accredited Fellowship Programs

Fellowships

Currently Accredited: 6 | Attrition: n/a

Program Construction: 1 year (5); 1 or 2 years (1)

Departments: Neuro (3); Peds (3)

Program Director Specialty: Child Neuro (6)

Fellows Enrollment

2023 Approved Spots: 8

UCNS Accredited Programs by Subspecialty							
Subspecialty	2017	2018	2019	2020	2021	2022	2023
Neurocritical Care	68	69	69	73	76	75	71
Headache Medicine	39	42	43	45	46	51	54
Behavioral Neurology & Neuropsychiatry	34	35	37	37	44	46	47
Neuro-oncology	31	34	35	36	37	36	36
Clinical Neuromuscular Pathology	6	6	6	6	6	6	6
Autonomic Disorders	5	5	4	5	5	6	6
Neuroimaging	5	5	4	4	4	4	4
Geriatric Neurology	5	5	4	4	4	4	4
Interventional Neurology	n/a	n/a	n/a	n/a	n/a	6	8
Neonatal Neurocritical Care	n/a	n/a	n/a	n/a	n/a	n/a	6
TOTALS	195	201	202	210	222	234	242

UCNS Certification

Applicants must be certified by an American Board of Medical Specialties (ABMS) certifying board, American Osteopathic Association (AOA), or the Royal College of Physicians and Surgeons (RCPSC) in:

- Neurology with special qualifications in Child Neurology
- Neurodevelopmental Disabilities
- Neonatal Perinatal Medicine

The UCNS Neonatal Neurocritical Care certification examinations are offered biennially in even-numbered years beginning in 2024.

Diplomates

- Eligibility pathways:
 - UCNS-accredited Fellowship
 - Practice Track
 - Academic Appointment at a UCNS-Accredited Fellowship
 - Internationally Trained Faculty at UCNS-Accredited Training Programs
- Inaugural **UCNS Neonatal Neurocritical Care Certification Examination**: November 4-8, 2024

Subspecialty Sponsoring Organization

Subspecialty-specific sponsoring organizations are the source of nominations for all subspecialty volunteer representatives.


- Newborn Brain Society

2023/2024 UCNS Board of Directors Representative

- Mohamed El-Dib, MD, Brigham and Women's Hospital

2023/2024 Certification Examination Committee

- Christopher D. Smyser, MD, Chair, Washington University School of Medicine
 - Alexa K. Craig, MD, MsC, MS, Vice Chair, Harvard Medical School
 - Catherine J. Chu, MD, Harvard Medical School
 - Dawn L. Gano, MD, MAS, University of California, San Francisco
 - Terrie E. Inder, MD, Brigham and Women's Hospital
 - Sarah B. Mulkey, MD, PhD, Children's National Hospital
 - Andrea C. Pardo, MD, Northwestern University Feinberg School of Medicine
 - Anna A. Penn, MD, PhD, Columbia University
 - Mark S. Scher, MD, University Hospitals Case Medical Center
 - Emily Wing Yun Tam, MD, University of California, San Francisco
 - Charu Venkatesan, MD, PhD, Cincinnati Children's Hospital
 - Michael D. Weiss, MD, UF Health Shands Children's Hospital
-



2023 Subspecialty Status Update

Neuro-oncology

Introduction

Since 2008, the United Council for Neurologic Subspecialties (UCNS) has certified physicians and accredited fellowship training programs for the subspecialty of Neuro-oncology (NO). Below is an update on the status of NO.

UCNS Accredited Fellowship Programs

Fellowships

Currently Accredited: 36 | Attrition: 3 (2015; 2022 x2) | Inactive: 3
Program Construction: 1 year (8); 2 years (6); 1 or 2 years (18); 1, 2, or 3 years (3); 2 or 3 years (1)
Departments: Neurology (29); Neurosurgery (5); Neuro-oncology (1); 1 Hem/Onc
Program Director Specialty: Neurology (33); IM (1); Neuro/Peds (1); Neurosurgery (1)

Fellows

Graduates: 260 | UCNS Certified: 196 (21 applications received for 2023 examination)
Primary Specialty: Neuro (235); Child Neuro (3); IM (4); IM/Hem-Onc (3); Hem-Onc (2); NS (3); IM/Med-Onc (3); Med-Onc (2);
Neuro/Psych (2); Peds Hem-Onc (2); Peds (1)
Primary Board Certification: ABMS (225); AOA (1); RCPSC (4)

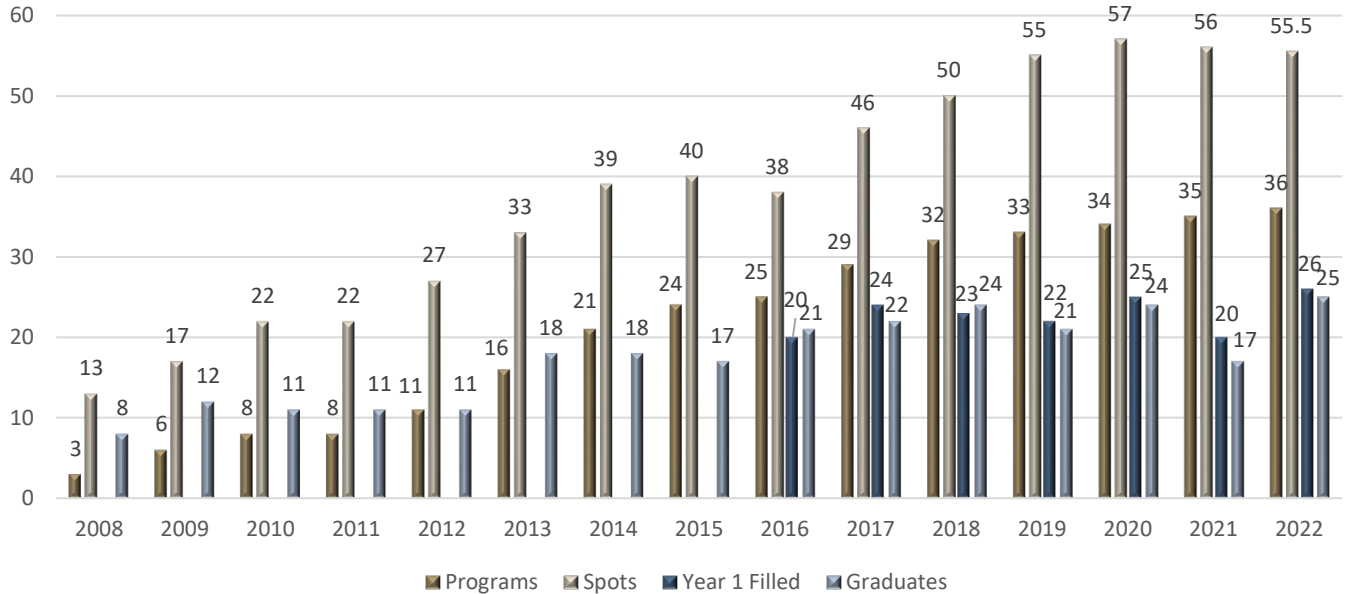
Enrollment

2016 Approved Spots: 38 | 2016 Filled: Year 1 (20); Year 2 (16)
2017 Approved Spots: 46 | 2017 Filled: Year 1 (24); Year 2 (16)
2018 Approved Spots: 50 | 2018 Filled: Year 1 (23); Year 2 (18)
2019 Approved Spots: 55 | 2019 Filled: Year 1 (22); Year 2 (18)
2020 Approved Spots: 57 | 2020 Filled: Year 1 (25); Year 2 (15)
2021 Approved Spots: 56 | 2021 Filled: Year 1 (20) Year 2 (20)
2022 Approved Spots: 55.5 | 2022 Filled: Year 1 (26) Year 2 (13)

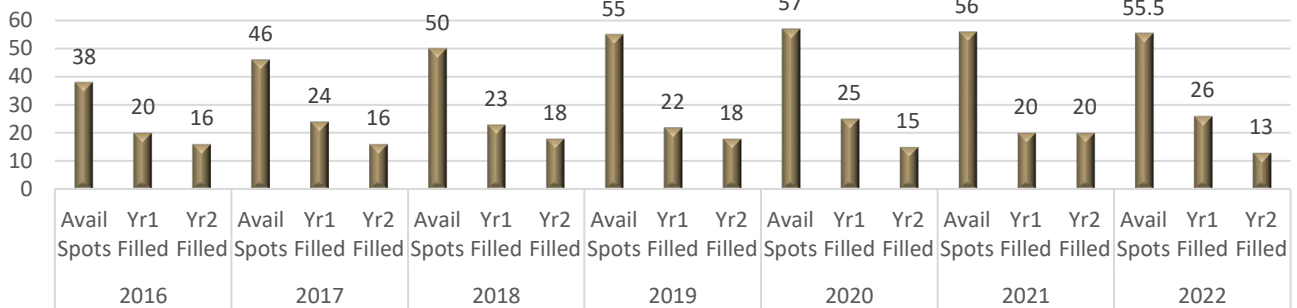
UCNS Accredited Programs by Subspecialty							
Subspecialty	2017	2018	2019	2020	2021	2022	2023
Neurocritical Care	68	69	69	73	76	75	71
Headache Medicine	39	42	43	45	46	51	54
Behavioral Neurology & Neuropsychiatry	34	35	37	37	44	46	47
Neuro-oncology	31	34	35	36	37	36	36
Clinical Neuromuscular Pathology	6	6	6	6	6	6	6
Autonomic Disorders	5	5	4	5	5	6	6
Neuroimaging	5	5	4	4	4	4	4
Geriatric Neurology	5	5	4	4	4	4	4
Interventional Neurology	n/a	n/a	n/a	n/a	n/a	6	8
Neonatal Neurocritical Care	n/a	n/a	n/a	n/a	n/a	n/a	6
TOTALS	195	201	202	210	222	234	242

The following charts demonstrate program information for 2022-2023 enrollment information for programs currently accredited as of June 1, 2023.

NO Fellowship Growth



NO 2016-2022 Fellow Enrollment



NO Graduate Certification Trends



UCNS Certification

Applicants must be certified by an American Board of Medical Specialties (ABMS) certifying board, American Osteopathic Association (AOA), or the Royal College of Physicians and Surgeons (RCPSC) in:

- Neurology
- Child neurology
- Neurological surgery
- Internal medicine
- Medical oncology
- Pediatrics
- Pediatric hematology-oncology
- Radiation oncology

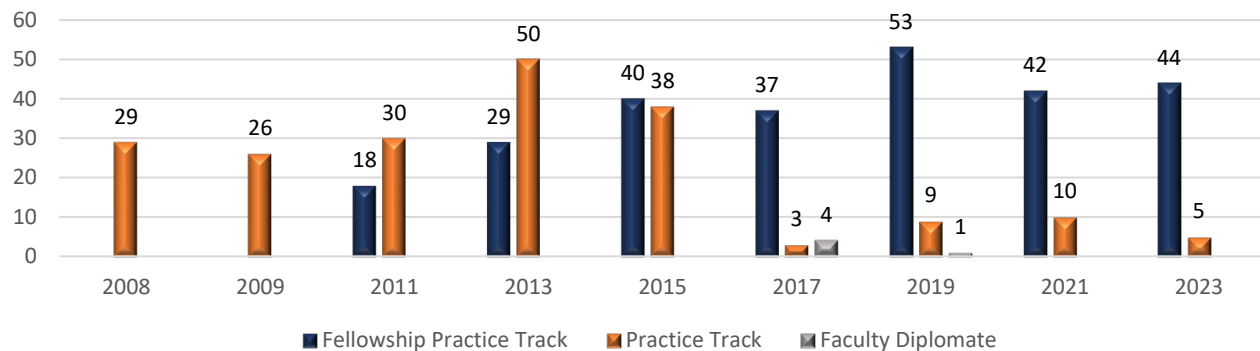
The UCNS Neuro-oncology certification examinations are offered biennially in odd-numbered years.

Diplomates

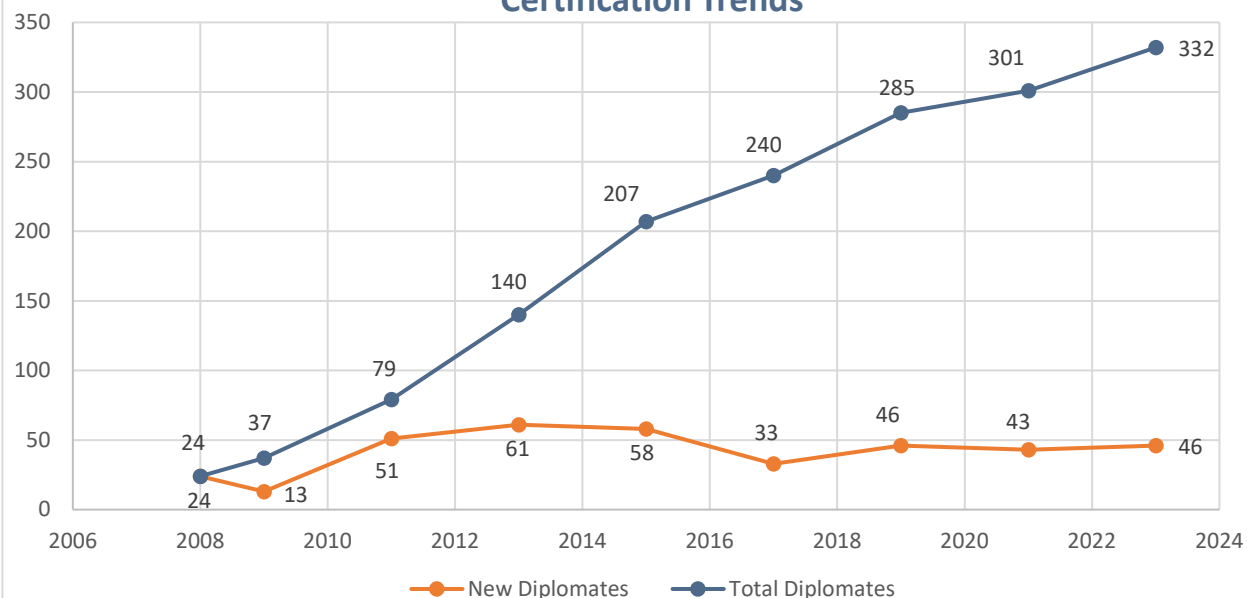
- 332 certified NO diplomates
- Eligibility pathways:
 - UCNS-accredited Fellowship
 - Practice Track
 - Academic Appointment at a UCNS-Accredited Fellowship
 - Internationally Trained Faculty at UCNS-Accredited Training Programs
- Next **Neuro-oncology Certification Examination**: Date TBD, 2025

2023 Year-End Diplomate Counts by Subspecialty								
Subspecialty	2016 Yr End Diplomates	2017 Yr End Diplomates	2018 Yr End Diplomates	2019 Yr End Diplomates	2020 Yr End Diplomates	2021 Yr End Diplomates	2022 Yr End Diplomates	2023 Yr End Diplomates
Neurocritical Care	1,240	1,374	1,337	1,490	1,486	1,336	1,305	1,296
Headache Medicine	523	484	570	588	706	633	744	729
Behavioral Neurology & Neuropsychiatry	403	382	407	421	475	416	456	439
Neuro-oncology	207	240	236	285	284	301	294	332
Clinical Neuromuscular Pathology	43	59	59	68	69	77	70	73
Autonomic Disorders	38	37	48	48	56	53	61	59
Neuroimaging	180	206	187	218	216	163	158	156
Geriatric Neurology	18	18	18	18	11	0	0	0
Interventional Neurology	n/a	n/a	n/a	n/a	n/a	n/a	38	38
Neural Repair and Rehabilitation	23	23	23	23	22	22	8	8
TOTALS	2,675	2,823	2,885	3,159	3,325	3,001	3,134	3,130

Neuro-oncology Certification Application Breakdown



Neuro-oncology Certification Trends



Certification Examination Pass Rates

Subspecialty	Year	Fellow Pass Rate	Non-Fellow Pass Rate
Neuro-oncology	2015	89%	76%
	2017	83%	67%
	2019	77%	56%
	2021	86%	70%
	2023	98%	100%

Continuous Certification (C-cert)

The annual **continuous certification (C-cert) process** provides diplomates with a relevant, effective, timely, and convenient way to meet the needs of lifelong learning and self-assessment. Diplomates must meet annual maintenance of certification (MOC) requirements for C-cert.

2023 C-cert Quiz Outcomes (As of 12/31/23)				
Subspecialty	Total Diplomates Passed Quiz	Average % Score on First Attempt	Average Quiz Completion Time on First Attempt (Minutes)	Average CME Credit Hrs Claimed (Max=15)
Autonomic Disorders	34	87.56	46.43	12.03
Behavioral Neurology & Neuropsychiatry	375	92.88	58.57	12.71
Clinical Neuromuscular Pathology	50	90.46	71.79	11.02
Headache Medicine	641	81.87	61.28	12.62
Interventional Neurology	17	88.01	46.74	14.24
Neurocritical Care	1,069	83.77	52.78	13.12
Neuroimaging	105	71.8	70.58	13.88
Neuro-oncology	247	94.18	50.02	10.37
Totals	2,538	85.37%	56.50	12.65

2023 Year End Certification Status Summary							
Subspecialty	New 2023 Diplomates	Diplomates Meeting 2023 Req	Diplomates Not Mtg 2023 Req	Diplomates Not Mtg 2022 & 2023 Req (certification discontinuation)	Diplomates Retired or Deceased	2023 Yr End Total Diplomates	% of Total Diplomates Retained
Autonomic Disorders	0	43	16	-3	0	59	97%
Behavioral Neurology & Neuropsychiatry	0	382	57	-23	0	439	96%
Clinical Neuromuscular Pathology	6	59	8	-5	0	73	96%
Headache Medicine	0	651	78	-17	-4	729	98%
Interventional Neurology	0	26	12	0	0	38	100%
Neurocritical Care	54	1,080	162	-80	-1	1,296	95%
Neuroimaging	5	117	34	-10	-1	156	96%
Neuro-oncology	46	258	28	-10	-1	332	97%
Neural Repair and Rehabilitation	0	5	3	0	0	8	n/a
Totals	111	2,621	398	-148	-7	3,130	97%

Subspecialty Sponsoring Organization

Subspecialty-specific sponsoring organizations are the source of nominations for all subspecialty volunteer representatives.

- American Academy of Neurology on behalf of the Neuro-oncology Section Community

2023/2024 UCNS Board of Directors Representative

- Justin T. Jordan, MD, MPH, Massachusetts General Hospital

2023/2024 Certification Examination Committee

- Christian Grommes, MD, Chair, Memorial Sloan Kettering Cancer Center
 - Andrea Wasilewski, MD, Vice Chair, Givens Brain Tumor Center
 - David M. Cachia, MD, UMass Memorial Medical Center
 - Cynthia J. Campen, MD, Stanford Medical Children's Health
 - Ashley Parham Ghiaseddin, MD, University of Florida
 - Jerome J. Graber, MD, Alvord Brain Tumor Center
 - Gurcharanjeet Kaur, MD, Columbia University Irving Medical Center
 - Maria Jill MacDonald, MD, University of Western Ontario
 - Douglas E. Ney, MD, University of Colorado School of Medicine
 - Lauren Schaff, MD, Memorial Sloan Kettering Cancer Center
 - Roy E. Strowd, III, MD, MEd, Wake Forest School of Medicine
 - Joon Uhm, MD, Mayo Clinic Rochester
-